




Spare parts for:

Commercial faucets



Suitable for:

RIVER



This catalogue is automatically generated.
Therefore, the sequence of the items might
not be always shown at best.

Updates will be issued in case of additions
and/or amendments.

*Suitable **universal spare parts** may not be included*





Suitable for:

RIVER



Suitable for:

Column faucets

- 3459014 CERAMIC DISC VALVE \varnothing 3/4" RH 90°**
for single hole "MAXI" \varnothing 3/4"



RIVER A800/1231

- 3459015 CERAMIC DISKS SCREWS \varnothing 1/2" LX 90°**
for one-hole "MAXI" \varnothing 3/4"



RIVER A800/1232

- 3359680 COLUMN FAUCET 84109/1**
ceramic disk valves
spout \varnothing 20 x 240 mm
mounting hole \varnothing 27 mm
connection \varnothing 1/2"M
overall height 555 mm
rod length 435 mm



RIVER 84109/1

- 3459013 CERAMIC DISC VALVE \varnothing 1/2" RH 90°**
for single hole "MAXI" \varnothing 1/2"



RIVER A800/52/1

RIVER 800/52/1

- 3359811 KNOB TYPE P \varnothing 32 mm**
for MIXER TAP
with red and blue indicators



RIVER A800/1071

RIVER 800/1071

- 3359820 SPOUT TYPE S \varnothing 20x250 mm**



RIVER A800/1021

RIVER 800/1021

- 3359683 COLUMN FAUCET 843110**
oil soaked valves assembly
nozzle \varnothing 20 x 300 mm
mounting hole \varnothing 27 mm
connection \varnothing 1/2"M
overall height 555 mm
rod length 435 mm



RIVER 843110

- 3359793 OIL BATH TAP WORM**
for type Z medium size - type P \varnothing 32 mm knobs
ACTIVE cross type - ACTIVE lever type



RIVER A800/58

RIVER 800/58



Suitable for:

3359797 SPOUT TYPE S ø 20x300 mm



RIVER A800/1022

RIVER 800/1022

3359682 COLUMN FAUCET 84319
oil reserve valve assembly
nozzle ø 20x240 mm
mounting hole ø 27 mm
connection ø 1/2" M
overall height 555 mm
rod length 435 mm



RIVER 84319

3359820 SPOUT TYPE S ø 20x250 mm



RIVER A800/1021

RIVER 800/1021

3459016 KNOB "P" ø37 RED/BLUE FOR "MAXI"



RIVER A800/1233

3459009 SINGLE HOLE MAXI MIXER ø 3/4"
large screws with ceramic discs ø 3/4"
spout ø 24 x 180 mm
capacity 90 L/ min a 3 bar
power supply in copper ø 14 connection d 1/2"
mounting hole 43 mm



RIVER 87811

RIVER 87814

RIVER



Suitable for:

3359780 Z TYPE MIDDLE SIZE KNOB



RIVER A800/1070

3359793 OIL BATH TAP WORM
for type Z medium size - type P ø 32 mm knobs
ACTIVE cross type - ACTIVE lever type



RIVER A800/58

RIVER 800/58

3359780 Z TYPE MIDDLE SIZE KNOB



RIVER A800/1070

3358025 SINGLE HOLE MAXI MIXER ø 3/4"
large screws with ceramic discs ø 3/4"
spout ø 24 x 180 mm
capacity 90 L/ min a 3 bar
power supply in copper ø 14 connection d 1/2"
mounting hole 43 mm



RIVER 87813

3359794 OIL BATH TAP WORM



RIVER A800/132

RIVER 800/132



Suitable for:

3359798 SPOUT TYPE U ø 24x300 mm



RIVER A800/1039

RIVER 800/1039

RIVER



Suitable for:

3459010 SINGLE HOLE MAXI MIXER ø 3/4"
ceramic disc valves ø 3/4"
spout ø 24 x 180 mm
capacity 90 L/ min a 3 bar
power supply in copper ø 14 connection d 1/2"
mounting hole 43 mm



RIVER 87811/35

RIVER 87813/35

3359798 SPOUT TYPE U ø 24x300 mm



RIVER A800/1039

RIVER 800/1039

3459011 SINGLE HOLE MAXI MIXER ø 3/4"
large screws with ceramic discs ø 3/4"
spout ø 24 x 350 mm
capacity 90 L/ min a 3 bar
power supply in copper ø 14 connection d 1/2"
mounting hole 43 mm



RIVER 87812/35

RIVER 87814/35

3359794 OIL BATH TAP WORM



RIVER A800/132

RIVER 800/132

3359794 OIL BATH TAP WORM



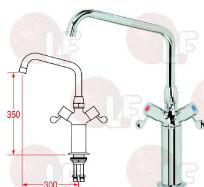
RIVER A800/132

RIVER 800/132



Suitable for:

- 5064970 SINGLE HOLE MAXI MIXER \varnothing 3/4"**
 large screws with ceramic discs \varnothing 3/4"
 spout \varnothing 24 x 300 mm
 with rise 200 mm
 capacity 90 L / min 3 bar
 power supply in copper \varnothing 14 connection d 1/2"
 mounting hole 43 mm



RIVER 87813/10

RIVER



Suitable for:

- 3359685 SINGLE-HOLE MIXER 87812/35**
 oil bath spindles
 spout \varnothing 24 x 450 mm
 with adjustable stuffing gland
 flow rate 90 l/min 3 bar
 column \varnothing 55 mm with washer \varnothing 80 mm
 mounting hole 43 mm
 complete with copper pipes \varnothing 14 mm
 connectors \varnothing 1/2" with o-ring



RIVER 87812/35

- 3459012 VERTICAL SWIVEL SPOUT WITH TAP 841 011**

ceramic disc valves
 spout \varnothing 20x240 mm
 fittings \varnothing 1/2"M
 total height 555 mm
 shaft length 435 mm



RIVER 841011

- 3359681 VERTICAL SWIVEL SPOUT WITH TAP 841010/1**

ceramic disc valves
 spout \varnothing 20 x 300 mm
 mounting hole \varnothing 27 mm
 fittings \varnothing 1/2"M
 overall height 555 mm
 shaft length 435 mm



RIVER 841010/1

- 3459013 CERAMIC DISC VALVE \varnothing 1/2" RH 90°**
 for single hole "MAXI" \varnothing 1/2"



RIVER A800/52/1

RIVER 800/52/1

- 3359811 KNOB TYPE P \varnothing 32 mm**
 for MIXER TAP
 with red and blue indicators



RIVER A800/1071

RIVER 800/1071

- 3359797 SPOUT TYPE S \varnothing 20x300 mm**



RIVER A800/1022

RIVER 800/1022



Suitable for:

RIVER



Suitable for:

Electronic taps

3865001 ELECTRONIC MIXER NEXT 9V

solenoid valve and built-in 9V battery
easily replaceable
for approx. 100.000 uses (2 years)
with non-return valves and stainless steel filters
mounting hole mm. 34



RIVER E2014

3865003 ELECTRONIC MIXER NEXT 9V

electric valve and battery 9V incorporated
easily replaceable
approximately 100.000 uses (2 years)
pre-mixer placed under the lavatory
with non-return valves and stainless steel filters
hole for the assembly mm 34



RIVER E2004/3

3865002 ELECTRONIC MIXER S

battery power supply 230V with capacitor 9V
electrical - built-in
easily replaceable
for approx. 100.000 uses (2 years)
with non return valves and stainless steel filters
mounting hole mm.34



RIVER E2014/230

3865008 ELECTRONIC MIXER ZERO DUE 230V

power 230V with transformer 9V
electric valve easily replaceable
under the lavatory
pre-mixer placed under the lavatory
with non-return valves and stainless steel filters
built-in automatic flow-rate
of capacity 7litre/minute.
hole for the assembly mm. 34



RIVER E2062/5/230

3865007 ELECTRONIC MIXER ZERO DUE 9V

solenoid valve and battery easily replaceable
under the lavatory
for approx. 100.000 uses (2 years)
Pre-mixer under the lavatory
with non return valves and stainless steel filters
built-in automatic flow-rate
adjuster of 7 liter/minute
mounting hole 34 mm



RIVER E2062/4

RIVER E2062/5

3865010 ELECTRONIC MIXER ZERO TRE 230V

power 230V with transformer 9V
electric valve easily replaceable
under the lavatory
pre-mixer placed under the lavatory
with non-return valves and stainless steel filters
built-in automatic flow-rate
of capacity 7litre/minute.
hole for the assembly mm. 34



RIVER E2063/5/230

3865009 ELECTRONIC MIXER ZEROTRE 9V

solenoid valve and battery easily replaceable
under the lavatory
for approx. 100.000 uses (2 years)
Pre-mixer under the lavatory
with non return valves and stainless steel filters
built-in automatic flow-rate
adjuster of 7 liter/minute
mounting hole 34 mm



RIVER E2063/5

3865005 ELECTRONIC MIXER 2001 230 V

battery power supply 230V with capacitor 9V
electrical - built-in
easily replaceable
for approx. 100.000 uses (2 years)
with non return valves and stainless steel filters
mounting hole 34 mm



RIVER E2010/3/230

3865004 ELECTRONIC MIXER 2001 9 V

solenoid valve and built-in 9V battery
easily replaceable
for approx. 100.000 uses (2 years)
with non-return valves and stainless steel filters
mounting hole mm. 34



RIVER E2010/3

3865006 ELECTRONIC MIXER 2001 9V

solenoid valve and built-in 9V battery
easily replaceable
for approx. 100.000 uses (2 years)
Pre-mixer under the lavatory
with non return valves and stainless steel filters
mounting hole mm.34



RIVER E2001/3/4

3359901 ELECTRONIC MIXER 9V E2010/2

when hands are within the operating range, water
starts flowing and stops after
60 seconds
when hands are off the operation range
water delivery stops
operation is granted from 0.5 to 6 bar
by the side control, it is possible to select
the exact operating temperature
exhausted battery led
dimensions 150x70xh165 mm
normal battery power supply 9V
mounting hole 34 mm
flow rate 6l/min



RIVER E2010/2

3359902 ELECTRONIC MIXER 9V E2011/2

vandal resistant, temperature cannot be changed
by the user
when hands are within the operating range water
starts flowing and stops after
60 seconds
when hands are off the operating range,
water stops
operation is granted from 0.5 to 6 bar
exhausted battery led
dimensions 150x70xh165 mm
normal battery power supply 9V
mounting hole 34 mm
flow rate 6l/min



RIVER E2011/2

RIVER E2011/4



Suitable for:

RIVER



3359906 ELECTRONIC MIXER 9V E2110

spout \varnothing 25x150 mm with swivel body
for washbasin or sink edge
photocell turns with the delivery
spout and allows filling even
double basin sinks
when hands are off the operating range, water
stops
with sliding ring for continuous delivery
for 5 minutes
exhausted battery led
flow-rate reducer 9 L/min
battery 9V
mounting hole 34 mm



RIVER E2110

3359907

ELECTRONIC MIXER 9V E2111

spout \varnothing 25x225 mm with swivel body
for washbasin or sink edge
photocell turns with the delivery
spout and allows filling even
double basin sinks
when hands are off the operating range, water
stops
exhausted battery led
with sliding ring for continuous delivery
for 5 minutes
flow-rate reducer 9 L/min
battery 9V
mounting hole 34 mm



RIVER E2111

3359908 ELECTRONIC MIXER 9V E2112

spout \varnothing 25x310 mm with swivel body
for washbasin or sink edge
photocell turns with the delivery
spout and allows filling even
double basin sinks
when hands are off the operating range, water
stops
exhausted battery led
with sliding ring for continuous delivery
for 5 minutes
flow-rate reducer 9 L/min
battery 9V
mounting hole 34 mm



RIVER E2112

3359911

ELECTRONIC MIXER 9V E2116

spout \varnothing 25x140 mm with swivel body
for basin or sink edge mounting
with flowrate and temperature adjustment
the photocell turns with the outlet spout
and allows filling even
double tank sinks
when hands are off the operating range,
water stops flowing
by moving the continuous flow ring on the
photocell the flow lasts 5
minutes approx.
exhausted battery led
2 non-return valves with stainless steel filters
flowrate adjustment from 6 to 18 L/min by 3 bar
normal battery power supply 9V



RIVER E2116

- 3359912 ELECTRONIC MIXER 9V E2117**
 spout \varnothing 25x215 mm with swivel body
 for basin or sink edge mounting
 with flowrate and temperature adjustment
 the photocell turns with the outlet spout
 and allows filling even
 double tank sinks
 when hands are off the operating range,
 water stops flowing
 by moving the continuous flow ring on the
 photocell the flow lasts 5
 minutes approx.
 exhausted battery led
 2 non-return valves with stainless steel filters
 flowrate adjustment from 6 to 18 L/min by 3 bar
 normal battery power supply 9V



RIVER E2117

- 3359920 ELECTRONIC MIXER 9V E2211**
 3 bar flow rate 28L/min
 distance 125÷175 mm
 spout \varnothing 20x265 mm
 with non-return valves and stainless steel filter
 exhausted battery led
 normal battery power supply 9V



RIVER E2211

- 3359921 ELECTRONIC MIXER 9V E2212**
 3 bar flow rate 28L/min
 distance 125÷175 mm
 spout \varnothing 20x305 mm
 with non-return valves and stainless steel filter
 exhausted battery led
 normal battery power supply 9V



RIVER E2212

- 3359916 ELECTRONIC MIXER 9V E2220**
 wall mounted with cast outlet 220 mm
 with flowrate and temperature adjustment
 flowrate 16 to 18 L/min by 3 bar
 non-return valves
 distance 125÷175 mm
 by moving the continuous flow ring on the
 photocell the flow lasts 5
 minutes approx.
 exhausted battery led
 normal battery power supply 9V



RIVER E2220



Suitable for:

RIVER



3359913 ELECTRONIC MIXER 9V 2118

spout \varnothing 25x300 mm with swivel body
for basin or sink edge mounting
with flowrate and temperature adjustment
the photocell turns with the outlet spout
and allows filling even
double tank basins
when hands are off the operating range,
water stops flowing
by moving the continuous flow ring on the
photocell the flow lasts 5
minutes approx.
exhausted battery led
2 non-return valves with stainless steel filters
flowrate adjustment from 6 to 18 L/min by 3 bar
normal battery power supply 9V



RIVER E2118

3359924 ELECTRONIC URINAL 230V 50Hz E2039

04 seconds operating cycle
1 second preflow after 5 minutes
of non-usage
delivery after usage from 1 to 10 seconds
automatic delivery after 24 hours non-usage
power supply 230V 50Hz



RIVER E2039

3359922 EXTERNAL ELECTRONIC URINAL 9V E2030

10 seconds operating cycle
delivery after usage from 1 to 10 seconds
automatic delivery after 24 hours non-usage
normal battery power supply 9V



RIVER E2030

3359982 MIXER PHOTOCELL

with solenoid valve and battery
normal battery power supply 9V for
approx. 100.000 uses (2 years)
2 stainless steel hoses 350 mm
with non-return valves and stainl.steel filters
pressure 0,5-6 bar
max. temperature 70°C
mounting hole 34 mm
for shelves up to 40 mm thick



RIVER E2042

3359983 MIXER PHOTOCELL

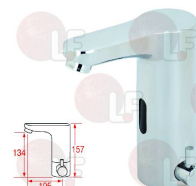
with solenoid valve and battery
normal battery power supply 9V for
approx. 100.000 uses (2 years)
2 stainless steel hoses 350 mm
with non-return valves and stainl.steel filters
with automatic flow rate reducer 7 L/min
pressure 0,5-6 bar
max. temperature 70°C
mounting hole 34 mm
for shelves up to 40 mm thick



RIVER E2046

3359984 MIXER PHOTOCELL

with solenoid valve and battery
normal battery power supply 9V for
approx. 100.000 uses (2 years)
2 stainless steel hoses 350 mm
with non-return valves and stainl.steel filters
pressure 0,5-6 bar
max. temperature 70°C
mounting hole 34 mm
for shelves up to 40 mm thick



RIVER E2052

RIVER E2052/2

- 3359985 MIXER PHOTOCELL**
 with solenoid valve and battery
 normal battery power supply 9V for
 approx. 100.000 uses (2 years)
 2 stainless steel hoses 350 mm
 with non-return valves and stainl.steel filters
 without aerator
 with automatic flow rate reducer 7 L/min
 pressure 0,5-6 bar
 max. temperature 70°C
 mounting hole 34 mm
 for shelves up to 40 mm thick



RIVER E2056

Suitable for:

- 3359986 MIXER PHOTOCELL**
 spout ø 22 mm
 solenoid valve and battery under the lavatory
 with chrome plated brass support
 with 2 non-return valves and stainl.steel filters
 normal battery power supply 9V for
 approx. 100.000 uses (2 years)
 with automatic flow rate reducer 7 L/min
 pressure 0,5-6 bar
 max. temperature 70°C
 mounting hole 34 mm
 for shelves up to 40 mm thick



RIVER E2061/4

Faucets and mixers

- 3359981 MIXER FOR CONTINUOUS WATER FLOW**
 foot operated
 by moving the lever cold water flows
 then gradually mixed and hot water
 flow rate regulator included
 floor mounting or under the furnitures
 flow rate 3 bar - 14 L/min
 for mounting with all pre-wash set
 2 special non-return valves to
 avoid the by-pass of the plant



RIVER R844283

- 3759263 SINGLE HOLE MAXI MIXER ø 1/2"**
 large screws with ceramic discs ø 1/2"
 spout ø 20 x 240 mm
 capacity 45 L/ min a 3 bar
 flexible metal hose ø 1/2" x 350 mm
 mounting hole 34 mm



RIVER 87902

- 3759264 SINGLE HOLE MAXI MIXER ø 1/2"**
 ceramic disc valves ø 1/2"
 spout high ø 20 x 240 mm
 capacity 45 L/ min a 3 bar
 flexible metal hose ø 1/2" x 350 mm
 mounting hole 34 mm



RIVER 87902/8

- 3759265 SINGLE HOLE MAXI MIXER ø 1/2"**
 large screws with ceramic discs ø 1/2"
 spout high ø 20 x 240 mm
 capacity 45 L/ min a 3 bar
 flexible metal hose ø 1/2" x 350 mm
 mounting hole 34 mm



RIVER 87903/8



Suitable for:

Suitable for:

3359589 SINGLE-HOLE MIXER
oil bath spindles \varnothing 3/4"
spout \varnothing 24x450 mm
adjustable gland
stainless steel AISI 303 seats
flowrate 3 bars 90 l/min.
mounting hole 43 mm



RIVER 87812

RIVER 87815

3359798 SPOUT TYPE U \varnothing 24x300 mm



RIVER A800/1039

RIVER 800/1039

3359670 SINGLE-HOLE MIXER 81312
oil bath spindles
spout \varnothing 20x300 mm
flow rate 36L/min by 3 bar
with hoses \varnothing 1/8"-1/2"MFx350 mm
mounting hole \varnothing 33 mm



RIVER 81312

3359795 SPOUT TYPE J \varnothing 20x300 mm



RIVER A800/1029

3359623 SINGLE-HOLE MIXER 81313
oil bath spindles
spout \varnothing 20x350 mm
flowrate 36 L/min by 3 bar
compl.with stain.steel hoses \varnothing 1/8"-1/2"MFx350 mm
mounting hole 33 mm



RIVER 81313

3359794 OIL BATH TAP WORM



RIVER A800/132

RIVER 800/132

3359793 OIL BATH TAP WORM
for type Z medium size - type P \varnothing 32 mm knobs
ACTIVE cross type - ACTIVE lever type



RIVER A800/58

RIVER 800/58

3359780 Z TYPE MIDDLE SIZE KNOB



RIVER A800/1070

3359793 OIL BATH TAP WORM
for type Z medium size - type P \varnothing 32 mm knobs
ACTIVE cross type - ACTIVE lever type



RIVER A800/58

RIVER 800/58



Suitable for:

3359786 SPOUT TYPE J \varnothing 20x350 mm



RIVER A800/1030

RIVER 800/1030

RIVER

Suitable for:

3359780 Z TYPE MIDDLE SIZE KNOB



RIVER A800/1070

3359671 SINGLE-HOLE MIXER 81402
spindles with ceramic discs
spout \varnothing 20x300 mm
flow rate 36 L/min by 3 bar
with hoses \varnothing 1/8"-1/2" M Fx350 mm
mounting hole \varnothing 33 mm



RIVER 81402

3459013 CERAMIC DISC VALVE \varnothing 1/2" RH 90°
for single hole "MAXI" \varnothing 1/2"



RIVER A800/52/1

RIVER 800/52/1

3359795 SPOUT TYPE J \varnothing 20x300 mm



RIVER A800/1029

3759278 THERMOSTATIC MIXER \varnothing 1/2" M
maintains water temperature stable
of mixed water
for all hydraulic systems
temperature detection on handle
Burn preventing cartridge for incoming
temperatures up to 110°C and possibility to
adjust 25÷65°C.



RIVER R00378

3759267 CERAMIC DISC VALVE \varnothing 1/2" LH 90°
for single hole "MAXI" \varnothing 1/2"



RIVER A800/52/2

RIVER 800/52/2

3359811 KNOB TYPE P \varnothing 32 mm
for MIXER TAP
with red and blue indicators



RIVER A800/1071

RIVER 800/1071

3359989 TIMED TAP MINIMAGIC
no encumbrance of the spout
adjustable flow rate w. minimum consumption of
4 L/min
opening time approx. 10 seconds
with brass cartridge and stainless steel pin
slanted body to make the opening movement
easier for the hand
hole 22 mm



RIVER R00710/2

RIVER R00710/4





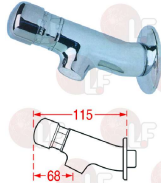
Suitable for:

RIVER



3359991 TIMED TAP MINIMAGIC

wall-mounted
adjustable flow rate w. minimum consumption of 4 L/min
opening time approx. 10 seconds
with brass cartridge and stainless steel pin
slanted body to make the opening movement easier for the hand



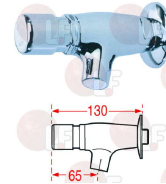
RIVER R00701

RIVER R00701/2

3359990

TIMED TAP MAGIC

wall-mounted
adjustable opening time by key
from 0 to 30 seconds
automatic flow rate device for a constant output 7 L/min from 0,5 to 9 bar
brass cartridge w. pin and stainless steel filters
and with blue and red signal



RIVER R7000

3359988 TIMED TAP MAGIC 1/2" M

adjustable opening time by key
from 0 to 30 seconds
automatic flow rate device for a constant output 7 L/min from 0,5 to 9 bar
brass cartridge w. pin and stainless steel filters
and with blue and red signal



RIVER R7100

3759276

TWO-HOLE MIXER MAXI FOR SINK

ceramic discs \varnothing 3/4 revolution 90°
spout \varnothing 24 x 210 mm h 334 mm
capacity for 3 bar 100 litres/minute
distance between holes mm 155
mounting holes 27 mm



RIVER 88813

3759277 TWO-HOLE MIXER MAXI FOR SINK

ceramic discs \varnothing 3/4 revolution 90°
spout \varnothing 24 x 300 mm h 340 mm
capacity for 3 bar 100 litres/minute
distance between holes mm 155
mounting holes 27 mm



RIVER 88811

RIVER 88814

3359794

OIL BATH TAP WORM



RIVER A800/132

RIVER 800/132

3359798 SPOUT TYPE U \varnothing 24x300 mm



RIVER A800/1039

RIVER 800/1039

3359672 TWO-HOLE MIXER 82312
oil bath spindles
spout \varnothing 20x300 mm
flow rate 55 L/min by 3 bar
connections \varnothing 1/2"MM
distance between holes 155 mm



RIVER 82312

3359795 SPOUT TYPE J \varnothing 20x300 mm



RIVER A800/1029

3359673 TWO-HOLE MIXER 82312/2
oil bath spindles
60 mm extensions
spout \varnothing 20x300 mm
flow rate 55 L/min by 3 bar
connections \varnothing 1/2" MM
distance between holes 155 mm



RIVER 82312/2

3359795 SPOUT TYPE J \varnothing 20x300 mm



RIVER A800/1029

Suitable for:

3359793 OIL BATH TAP WORM
for type Z medium size - type P \varnothing 32 mm knobs
ACTIVE cross type - ACTIVE lever type



RIVER A800/58

RIVER 800/58

3359780 Z TYPE MIDDLE SIZE KNOB



RIVER A800/1070

3359793 OIL BATH TAP WORM
for type Z medium size - type P \varnothing 32 mm knobs
ACTIVE cross type - ACTIVE lever type



RIVER A800/58

RIVER 800/58

3359780 Z TYPE MIDDLE SIZE KNOB



RIVER A800/1070



RIVER



Suitable for:

- 3359675 TWO-HOLE MIXER 82402/2**
spindles with ceramic discs
60 mm extension tubes
spout \varnothing 20x300 mm
flow rate 55 L/min by 3 bar
connections \varnothing 1/2" MM
distance between holes 155 mm



RIVER 82402/2

- 3359811 KNOB TYPE P \varnothing 32 mm**
for MIXER TAP
with red and blue indicators



RIVER A800/1071

RIVER 800/1071

- 3359678 WALL MOUNTED SINGLE TAP 840110**
oil bath spindles
spout \varnothing 20x300 mm
flow rate 32 L/min by 3 bar
connection \varnothing 1/2" M



RIVER 840110

- 3359797 SPOUT TYPE S \varnothing 20x300 mm**



RIVER A800/1022

RIVER 800/1022

- 3359676 WALL MOUNTED SINGLE TAP 84012**
oil bath spindles
spout \varnothing 18x300 mm
flow rate 32 L/min by 3 bar
connection \varnothing 1/2" M



RIVER 84012

Suitable for:

- 3459013 CERAMIC DISC VALVE \varnothing 1/2" RH 90°**
for single hole "MAXI" \varnothing 1/2"



RIVER A800/52/1

RIVER 800/52/1

- 3359795 SPOUT TYPE J \varnothing 20x300 mm**



RIVER A800/1029

- 3359793 OIL BATH TAP WORM**
for type Z medium size - type P \varnothing 32 mm knobs
ACTIVE cross type - ACTIVE lever type



RIVER A800/58

RIVER 800/58

- 3359780 Z TYPE MIDDLE SIZE KNOB**



RIVER A800/1070

- 3359793 OIL BATH TAP WORM**
for type Z medium size - type P \varnothing 32 mm knobs
ACTIVE cross type - ACTIVE lever type



RIVER A800/58

RIVER 800/58



Suitable for:

3359787 SPOUT TYPE J \varnothing 18x300 mm



RIVER A800/1026

RIVER 800/1026

RIVER



Suitable for:

3359780 Z TYPE MIDDLE SIZE KNOB



RIVER A800/1070

3359677 WALL MOUNTED SINGLE TAP 84012

spindles with ceramic discs
spout \varnothing 18x300 mm
flow rate 32 L/min by 3 bar
connection \varnothing 1/2" M



RIVER 84102

3359811 KNOB TYPE P \varnothing 32 mm
for MIXER TAP
with red and blue indicators



RIVER A800/1071

RIVER 800/1071

3459013 CERAMIC DISC VALVE \varnothing 1/2" RH 90°
for single hole "MAXI" \varnothing 1/2"



RIVER A800/52/1

RIVER 800/52/1

3359787 SPOUT TYPE J \varnothing 18x300 mm



RIVER A800/1026

RIVER 800/1026

3359679 WALL MOUNTED SINGLE TAP 841010

spindles with ceramic discs
spout \varnothing 20x300 mm
flow rate 32 L/min by 3 bar
connection \varnothing 1/2" M



RIVER 841010

3359811 KNOB TYPE P \varnothing 32 mm
for MIXER TAP
with red and blue indicators



RIVER A800/1071

RIVER 800/1071

3459013 CERAMIC DISC VALVE \varnothing 1/2" RH 90°
for single hole "MAXI" \varnothing 1/2"



RIVER A800/52/1

RIVER 800/52/1

3359797 SPOUT TYPE S \varnothing 20x300 mm



RIVER A800/1022

RIVER 800/1022



Suitable for:

RIVER




Suitable for:

Foot operated taps

3359573 FLOOR FOOT OPERATED TAP

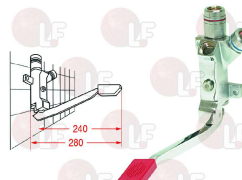
foot operated external tap for floor mounting
completely extractable cartridge without removing the tap from the floor



RIVER R560283

3359584 FOOT OPERATED CONTROL R520283

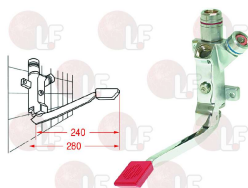
for wall mounting
connections $\varnothing 1/2"$ MF
with flow regulator
gradual mixing
in polished and chromed brass
lever length 240 mm
overall dimensions 280 mm



RIVER R520283

3359585 FOOT OPERATED CONTROL R521283

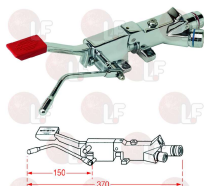
for wall mounting
connections $\varnothing 1/2"$ F
with flow regulator
gradual mixing
pre-set for instantaneous gas boiler
with special mixing valve
with non-return valve
in polished and chromed brass
lever length 240 mm
overall dimensions 280 mm



RIVER R521283

3359563 FOOT OPERATED MIXER R5010/2

floor mounting
connections $\varnothing 1/2"$ FF
flow rate 16 L/min 3 bar
incorporated water flow regulator
gradual mixing with red lock-lever
press the chromed lever to stop the output
in polished and chromed brass



RIVER R5010/2

3359690 SPOUT 80000

A = 140 mm
B = 155 mm
spout $\varnothing 18$ mm
connection $\varnothing 1/2"$ M
washer $\varnothing 50$ mm
mounting hole $\varnothing 27$ mm



RIVER 80000



Suitable for:

3359691 SPOUT 80001
 A = 180 mm
 B = 250 mm
 spout ø 18 mm
 fitting 1/2"M
 washer ø 50 mm
 mounting hole ø 27 mm



RIVER 80001

3359692 SPOUT 80002
 A = 210 mm
 B = 300 mm
 spout ø 18 mm
 fitting 1/2"M
 washer ø 50 mm
 mounting hole ø 27 mm



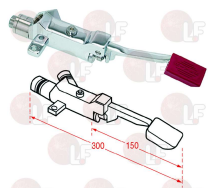
RIVER 80002

3359693 SPOUT 80003
 A = 230 mm
 B = 350 mm
 spout ø 18 mm
 fitting 1/2"M
 washer ø 50 mm
 mounting hole ø 27 mm



RIVER 80003

3359560 FOOT OPERATED MIXER R510283
 floor mounting
 connections ø 1/2"MM
 incorporated water flow regulator
 gradual mixing
 in polished and chromed brass
 lever length 150 mm
 overall dimensions 335 mm

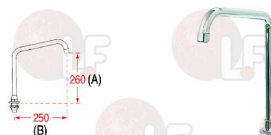


RIVER R510283

RIVER

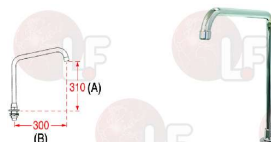
Suitable for:

3359694 SPOUT 80001/8
 A = 260 mm
 B = 250 mm
 spout ø 20 mm
 fitting 1/2"M
 washer ø 50 mm
 mounting hole ø 27 mm



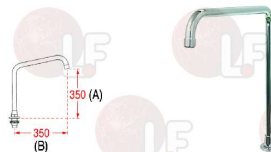
RIVER 80001/8

3359695 SPOUT 80002/8
 A = 310 mm
 B = 300 mm
 spout ø 20 mm
 fitting 1/2"M
 washer ø 50 mm
 mounting hole ø 27 mm



RIVER 80002/8

3359696 SPOUT 80003/8
 A = 350 mm
 B = 350 mm
 spout ø 20 mm
 fitting 1/2"M
 washer ø 50 mm
 mounting hole ø 27 mm



RIVER 80003/8

3359690 SPOUT 80000
 A = 140 mm
 B = 155 mm
 spout ø 18 mm
 connection ø 1/2"M
 washer ø 50 mm
 mounting hole ø 27 mm



RIVER 80000





Suitable for:

3359691 SPOUT 80001
 A = 180 mm
 B = 250 mm
 spout ø 18 mm
 fitting 1/2"M
 washer ø 50 mm
 mounting hole ø 27 mm



RIVER 80001

3359692 SPOUT 80002
 A = 210 mm
 B = 300 mm
 spout ø 18 mm
 fitting 1/2"M
 washer ø 50 mm
 mounting hole ø 27 mm



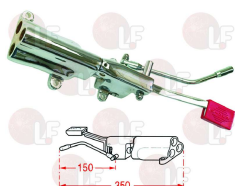
RIVER 80002

3359693 SPOUT 80003
 A = 230 mm
 B = 350 mm
 spout ø 18 mm
 fitting 1/2"M
 washer ø 50 mm
 mounting hole ø 27 mm



RIVER 80003

3359586 FOOT OPERATED MIXER R571/2
 floor mounting
 connections ø 1/2"FF
 incorporated water flow regulator
 flow rate 34 L/min by 3 bar
 gradual mixing with continuous water flow
 yellow lever for water stopping
 in polished and chromed brass
 lever length 150 mm
 overall dimensions 350 mm

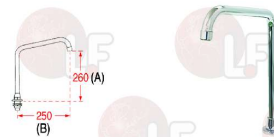


RIVER R571/2

RIVER

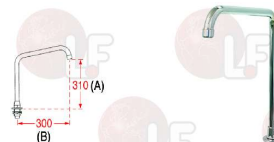
Suitable for:

3359694 SPOUT 80001/8
 A = 260 mm
 B = 250 mm
 spout ø 20 mm
 fitting 1/2"M
 washer ø 50 mm
 mounting hole ø 27 mm



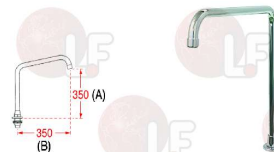
RIVER 80001/8

3359695 SPOUT 80002/8
 A = 310 mm
 B = 300 mm
 spout ø 20 mm
 fitting 1/2"M
 washer ø 50 mm
 mounting hole ø 27 mm



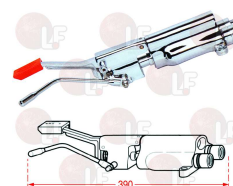
RIVER 80002/8

3359696 SPOUT 80003/8
 A = 350 mm
 B = 350 mm
 spout ø 20 mm
 fitting 1/2"M
 washer ø 50 mm
 mounting hole ø 27 mm



RIVER 80003/8

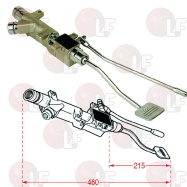
3359568 FOOT OPERATED MIXER R574/2
 with pre-washing unit
 for floor mounting
 fittings ø 1/2"F
 flowrate by 3 bar 34 L/min
 non-return valve with stainless steel filters
 flowrate adjuster
 progressive mixing by red lever lock
 to stop push on the chromed lever



RIVER R574/2



- 3359562 FOOT OPERATED MIXER R810/2**
 suspension mounting
 connections \varnothing 1/2"FF
 incorporated water flow regulator
 gradual mixing with long lever lock
 to stop the water delivery press the short lever



RIVER R810/2

- 3359691 SPOUT 80001**
 A = 180 mm
 B = 250 mm
 spout \varnothing 18 mm
 fitting 1/2"M
 washer \varnothing 50 mm
 mounting hole \varnothing 27 mm



RIVER 80001

- 3359692 SPOUT 80002**
 A = 210 mm
 B = 300 mm
 spout \varnothing 18 mm
 fitting 1/2"M
 washer \varnothing 50 mm
 mounting hole \varnothing 27 mm



RIVER 80002

- 3359693 SPOUT 80003**
 A = 230 mm
 B = 350 mm
 spout \varnothing 18 mm
 fitting 1/2"M
 washer \varnothing 50 mm
 mounting hole \varnothing 27 mm



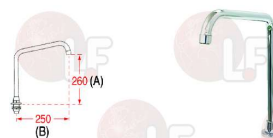
RIVER 80003

- 3359690 SPOUT 80000**
 A = 140 mm
 B = 155 mm
 spout \varnothing 18 mm
 connection \varnothing 1/2"M
 washer \varnothing 50 mm
 mounting hole \varnothing 27 mm



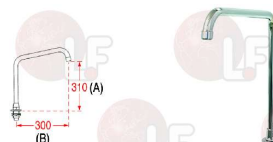
RIVER 80000

- 3359694 SPOUT 80001/8**
 A = 260 mm
 B = 250 mm
 spout \varnothing 20 mm
 fitting 1/2"M
 washer \varnothing 50 mm
 mounting hole \varnothing 27 mm



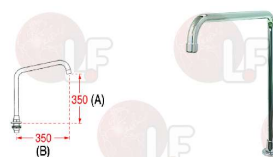
RIVER 80001/8

- 3359695 SPOUT 80002/8**
 A = 310 mm
 B = 300 mm
 spout \varnothing 20 mm
 fitting 1/2"M
 washer \varnothing 50 mm
 mounting hole \varnothing 27 mm



RIVER 80002/8

- 3359696 SPOUT 80003/8**
 A = 350 mm
 B = 350 mm
 spout \varnothing 20 mm
 fitting 1/2"M
 washer \varnothing 50 mm
 mounting hole \varnothing 27 mm



RIVER 80003/8




Suitable for:

RIVER



3359565 KNEE OPERATED MIXER R821283

lateral mounting
connections \varnothing 1/2"F
flow rate with 3 bar 16 L/min
incorporated water flow regulator
with the simple touch of the lever in any direction
flow rate is obtained
chrome-plated brass lever 200 mm
overall length 395 mm



RIVER R821283

3359691 SPOUT 80001

A = 180 mm
B = 250 mm
spout \varnothing 18 mm
fitting 1/2"M
washer \varnothing 50 mm
mounting hole \varnothing 27 mm



RIVER 80001

3359692 SPOUT 80002

A = 210 mm
B = 300 mm
spout \varnothing 18 mm
fitting 1/2"M
washer \varnothing 50 mm
mounting hole \varnothing 27 mm



RIVER 80002

3359693 SPOUT 80003

A = 230 mm
B = 350 mm
spout \varnothing 18 mm
fitting 1/2"M
washer \varnothing 50 mm
mounting hole \varnothing 27 mm



RIVER 80003

Suitable for:

3359690 SPOUT 80000

A = 140 mm
B = 155 mm
spout \varnothing 18 mm
connection \varnothing 1/2"M
washer \varnothing 50 mm
mounting hole \varnothing 27 mm



RIVER 80000

3359694 SPOUT 80001/8

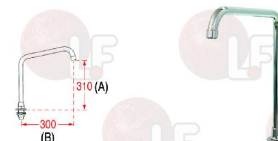
A = 260 mm
B = 250 mm
spout \varnothing 20 mm
fitting 1/2"M
washer \varnothing 50 mm
mounting hole \varnothing 27 mm



RIVER 80001/8

3359695 SPOUT 80002/8

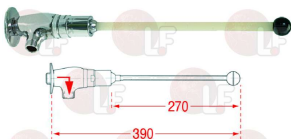
A = 310 mm
B = 300 mm
spout \varnothing 20 mm
fitting 1/2"M
washer \varnothing 50 mm
mounting hole \varnothing 27 mm



RIVER 80002/8

3359564 KNEE OPERATED TAP R721

for wall mounting
connections $\varnothing 1/2"$ M
the simple touch of the lever in any direction
permits water delivery
mechanically timed water flow about
20 seconds
special nylon lever length 270 mm
overall length 390 mm



RIVER R721

3359691 SPOUT 80001

A = 180 mm
B = 250 mm
spout $\varnothing 18$ mm
fitting $1/2"$ M
washer $\varnothing 50$ mm
mounting hole $\varnothing 27$ mm



RIVER 80001

3359692 SPOUT 80002

A = 210 mm
B = 300 mm
spout $\varnothing 18$ mm
fitting $1/2"$ M
washer $\varnothing 50$ mm
mounting hole $\varnothing 27$ mm



RIVER 80002

3359693 SPOUT 80003

A = 230 mm
B = 350 mm
spout $\varnothing 18$ mm
fitting $1/2"$ M
washer $\varnothing 50$ mm
mounting hole $\varnothing 27$ mm



RIVER 80003

RIVER



Suitable for:

3359690 SPOUT 80000

A = 140 mm
B = 155 mm
spout $\varnothing 18$ mm
connection $\varnothing 1/2"$ M
washer $\varnothing 50$ mm
mounting hole $\varnothing 27$ mm



RIVER 80000

3359694 SPOUT 80001/8

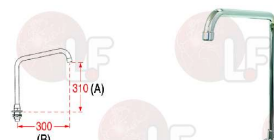
A = 260 mm
B = 250 mm
spout $\varnothing 20$ mm
fitting $1/2"$ M
washer $\varnothing 50$ mm
mounting hole $\varnothing 27$ mm



RIVER 80001/8

3359695 SPOUT 80002/8

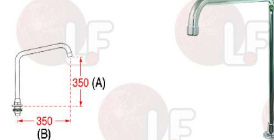
A = 310 mm
B = 300 mm
spout $\varnothing 20$ mm
fitting $1/2"$ M
washer $\varnothing 50$ mm
mounting hole $\varnothing 27$ mm



RIVER 80002/8

3359696 SPOUT 80003/8

A = 350 mm
B = 350 mm
spout $\varnothing 20$ mm
fitting $1/2"$ M
washer $\varnothing 50$ mm
mounting hole $\varnothing 27$ mm



RIVER 80003/8

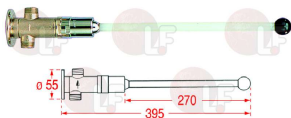


Suitable for:

RIVER




- 3359567 KNEE-OPERATED MINIMAGIC TAP R00720**
wall mounting
flange \varnothing 55 mm connections \varnothing 1/2" M
simply by touching in any direction delivery
starts for approx. 15 seconds
special nylon lever length 270 mm
overall length 395 mm



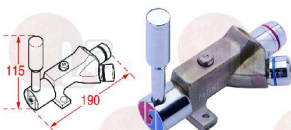
RIVER R00720

- 3359569 PREMIXING MECHANICAL ASSEMBLY**
connections \varnothing 1/2"
complete with non-return valve
for KNEE OPERATED TAPS



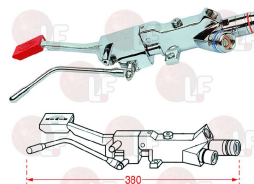
RIVER R00700

- 3359980 MIXER FOR CONTINUOUS WATER FLOW**
foot operated
by moving the lever cold water flows
then gradually mixed and hot water
flow rate regulator included
floor mounting or under the furnitures
flow rate 3 bar - 14 L/min
pre-set for instantaneous gas boiler
special non-return valve




RIVER R842283

- 3359571 MIXER R5012/2**
for pre-washing unit
for floor mounting
fitting \varnothing 1/2"
flowrate 14 L/min by 3 bar
non-return valves with stainless steel filters
flowrate adjuster
progressive mixing by red lever lock
to stop push on the chrome plated lever




RIVER R5012/2

- 3359572 MIXER R812/2**
for pre-washing unit
for hanging mounting
fitting \varnothing 1/2"
with non-return valves and stainless steel filters
in-built flowrate adjuster
progressive mixing with long lever stop
to stop the flow push on the short lever



RIVER R812/2

- 3859021 MIXER TO THE FLOOR 2 PEDALS \varnothing 1/2 "**
supply of only cold or only hot water
pressing the 2 mixed water pedals
it is not necessary to remove the hoses
for the cleaning of filters



RIVER R515283




Suitable for:

RIVER



- 3859022 MIXER TO THE WALL PEDALS 2 \varnothing 1/2 "**
supply of only cold or only hot water
pressing the 2 mixed water pedals
it is not necessary to remove the hoses
for the cleaning of filters



RIVER R525283


Suitable for:

- 3359578 PEDAL FLOOR INDUSTRIAL MIXER**
large flowrate external mixer for
for floor mounting
upon pressing the lever, cold water flows
then gradually mixed and only hot
cartridge with stainless steel filters completely
extractable without removing the mixer from
the floor
suitable for large kitchens and food industries
flow rate 34 l/min 3 bar



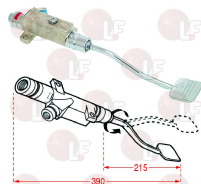
RIVER R571283

- 3359575 PEDAL FLOOR MIXER**
external mixer
for floor mounting
upon pressing the lever, cold water flows
then gradually mixed and boiling
completely extractable cartridge without
removing the mixer from the floor
flow rate 16 l/min 3 bar



RIVER R566283

- 3359561 WALL MOUNTED MIXER R810283**
for mounting under or next to the sink
connections \varnothing 1/2"FF
flow rate 16 L/min by 3 bar
360° swivel lever
lever stroke 150 mm
incorporated water flow regulator
gradual mixing
in polished and chromed brass
lever length 215 mm
overall dimensions 390 mm



RIVER R810283

- 3359690 SPOUT 80000**
A = 140 mm
B = 155 mm
spout \varnothing 18 mm
connection \varnothing 1/2" M
washer \varnothing 50 mm
mounting hole \varnothing 27 mm



RIVER 80000



Suitable for:

3359691 SPOUT 80001
 A = 180 mm
 B = 250 mm
 spout ø 18 mm
 fitting 1/2"M
 washer ø 50 mm
 mounting hole ø 27 mm



RIVER 80001

3359692 SPOUT 80002
 A = 210 mm
 B = 300 mm
 spout ø 18 mm
 fitting 1/2"M
 washer ø 50 mm
 mounting hole ø 27 mm




RIVER 80002

3359693 SPOUT 80003
 A = 230 mm
 B = 350 mm
 spout ø 18 mm
 fitting 1/2"M
 washer ø 50 mm
 mounting hole ø 27 mm



RIVER 80003

3359574 2 PEDALS FLOOR MIXER
 2 pedals external mixer for floor
 mounting
 one pedal for cold water and one for
 hot water only
 upon pressing the 2 pedals simultaneously,
 the result will be a good mixing

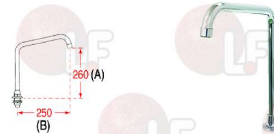


RIVER R550283

RIVER

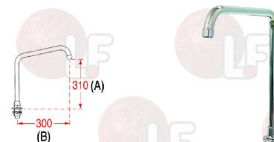
Suitable for:

3359694 SPOUT 80001/8
 A = 260 mm
 B = 250 mm
 spout ø 20 mm
 fitting 1/2"M
 washer ø 50 mm
 mounting hole ø 27 mm



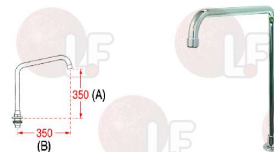
RIVER 80001/8

3359695 SPOUT 80002/8
 A = 310 mm
 B = 300 mm
 spout ø 20 mm
 fitting 1/2"M
 washer ø 50 mm
 mounting hole ø 27 mm



RIVER 80002/8

3359696 SPOUT 80003/8
 A = 350 mm
 B = 350 mm
 spout ø 20 mm
 fitting 1/2"M
 washer ø 50 mm
 mounting hole ø 27 mm



RIVER 80003/8

Hand washing sinks and accessories

3359741 BUILT-IN SOAP DISPENSER

with brass pump with upper refilling
capacity 1 l.1
hole \varnothing 27 mm
dimensions 250x90x80x175 mm



RIVER 800/727

3860003 HANDWASHING ANGULAR CONTROL KNEE

knee operated timed tap 10"
made of burnished stainless steel
Pre-assembled ready for installation
 \varnothing 335 mm space from wall 455 mm
distance between holes bracket/drain 220÷255 mm



RIVER R723/2

3860004 HANDWASHING ANGULAR CONTROL KNEE

knee operated timed mixer 10"
made of burnished stainless steel
Pre-assembled ready for installation
 \varnothing 335 mm space from wall 455 mm
distance between holes bracket/drain 220÷255 mm



RIVER R724/2

3860001 HANDWASHING WALL MOUNTED KNEE CONTROL

knee operated timed tap 10"
made of burnished stainless steel
Pre-assembled ready for installation
 \varnothing 335 mm space from wall 440 mm
distance between holes bracket/drain 220÷255 mm



RIVER R723

3860002 HANDWASHING WALL MOUNTED KNEE CONTROL

knee operated timed mixer 10"
made of burnished stainless steel
Pre-assembled ready for installation
 \varnothing 335 mm space from wall 440 mm
distance between holes bracket/drain 220÷255 mm



RIVER R724

3359701 OVAL HAND WASHER R725

single tap with blue hoses \varnothing 1/2"
dimensions 400x350x205 mm
knee operated tap timed for 10 seconds
swivel spout
with flow rate reducer 7 l/min
drain assembly \varnothing 1"1/2
adjustable siphon
complying with HACCP



RIVER R725

3359721 TAP FOR WASHBASIN 800/725

built-in tap with 10 second time-set mixer
push-button control with locking rings
with water flow reducer 14 l/min 3 bar
fittings 1/2" mm
sandblasted chromed plated brass case



RIVER 800/725



Suitable for:

RIVER



3359702 OVAL HAND WASHER R726

with mixer hot and cold water
red/blue hoses \varnothing 1/2"
dimensions 400x350x205 mm
timed knee operated tap with mixer 15"
swivel spout
with flow rate reducer 14 l/min
drain assembly \varnothing 1 1/2" and adjustable siphon
complying with HACCP



RIVER R726

3359721 TAP FOR WASHBASIN 800/725

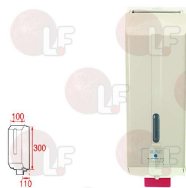
built-in tap with 10 second time-set mixer
push-button control with locking rings
with water flow reducer 14 l/min 3 bar
fittings 1/2" mm
sandblasted chromed plated brass case



RIVER 800/725

3359742 SOAP DISPENSER WITH PUSH BUTTON

capacity l 1.2
made of shockproof ABS with key and ashtray
dimensions 110x100xh300 mm



RIVER R616283

3359722

MIXER FOR WASHBASIN 800/726

tap with 15 second time-set mixer
built-in
push-button control with locking rings
with water flow reducer 14 l/min 3 bar
connection fitting 1/2" M/M
sandblasted chrome-plated brass case



RIVER 800/726

3359992

STAINLESS STEEL HAND WASHER

with foot operated mixer connected to the
swivel spout R 590 A7
with reducer 7 L/min
stainless steel drain assembly \varnothing 1 1/2"
MF blue and red stain. steel hoses
for connection to the net
with adjustable siphon complying with DIN
stainl. steel support with foot operated faucet
brackets and screws for wall mounting
complying with HACCP



RIVER R756

Suitable for:

Suitable for:

3359993 STAINLESS STEEL HAND WASHER

with foot operated mixer connected to the swivel spout R 590 A7
with reducer 7 L/min
stainless steel drain assembly \varnothing 1"1/2
MF blue and red stain.steel hoses
for connection to the net
with adjustable siphon complying with DIN
stainl. steel support with foot operated faucet
brackets and screws for wall mounting
with liquid soap dispenser
vandal resistant
complying with HACCP



RIVER R756/7

3359703 TRAPEZOIDAL HAND WASHER R727

single tap with blue hoses \varnothing 1/2"
dimensions 500x350x205 mm
knee operated tap timed for 10 seconds
swivel spout
with flow rate reducer 7 l/min
drain assembly \varnothing 1"1/2
adjustable siphon
complying with HACCP system



RIVER R727

3359704 TRAPEZOIDAL HAND WASHER R728

with mixer hot and cold water
red/blue hoses \varnothing 1/2"
dimensions 500x350x205 mm
tap with timed knee operated mixer 15 seconds
swivel spout
with flow rate reducer 14 l/min
drain assembly \varnothing 1"1/2 and adjustable siphon
complying with HACCP system



RIVER R728

3359721 TAP FOR WASHBASIN 800/725

built-in tap with 10 second time-set mixer
push-button control with locking rings
with water flow reducer 14 l/min 3 bar
fittings 1/2" mm
sandblasted chromed plated brass case



RIVER 800/725

3359722 MIXER FOR WASHBASIN 800/726

tap with 15 second time-set mixer
built-in
push-button control with locking rings
with water flow reducer 14 l/min 3 bar
connection fitting 1/2" M/M
sandblasted chrome-plated brass case



RIVER 800/726



Suitable for:

3359721 TAP FOR WASHBASIN 800/725

built-in tap with 10 second time-set mixer
push-button control with locking rings
with water flow reducer 14 l/min 3 bar
fittings 1/2" mm
sandblasted chromed plated brass case



RIVER 800/725

RIVER



Suitable for:

Lever mixers

3359521 BASIN SINGLE-LEVER MIXER 85501/2


single-control cartridge with ceramic discs
chrome plated shockproof handle
spout 200 mm
flowrate by 3 bar 26 L /min
complete with hoses \varnothing 1/8"-3/8"MFx350 mm
mounting hole 33 mm



RIVER 85501/2

3359652 MIXER CARTRIDGE

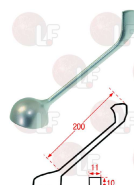
cartridge with ceramic disks
perfect tightness even with high pressures
stiffened nylon control rod
sliding rotation even with changes
of temperature
silicon compound sealing ring



RIVER A800/1080

RIVER 800/1080

3359785 CHROME PLATED 283 LEVER



RIVER A800/1073

RIVER 800/1073

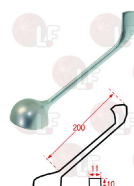
3359522 BASIN SINGLE-LEVER MIXER 85502/2

single-control cartridge with ceramic discs
chrome plated shockproof handle
double jet chrome plated extractable shower
flowrate by 3 bar 26 L /min
complete with hoses \varnothing 1/8"-1/2"x350 mm
mounting hole 33 mm
dimensions 130 x 200 mm



RIVER 85502/2

3359785 CHROME PLATED 283 LEVER



RIVER A800/1073

RIVER 800/1073



Suitable for:

3359652 MIXER CARTRIDGE

cartridge with ceramic disks
perfect tightness even with high pressures
stiffened nylon control rod
sliding rotation even with changes
of temperature
silicon compound sealing ring



RIVER A800/1080

RIVER 800/1080

RIVER

Suitable for:

3359357 PULL-OUT SPRAY HEAD ø 1/2" M

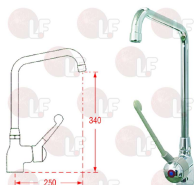


RIVER A800/1062B

RIVER 00502000004

3359664 COLUMN SINGLE LEVER MIXER 86701/8


single lever cartridge with ceramic disks
technopolymere shockproof handle
spout ø 20x250 mm
flow rate 22L/min by 3 bar
with hoses ø 1/8"-3/8"x350 mm
mounting hole ø 33 mm



RIVER 86701/8

3359652 MIXER CARTRIDGE

cartridge with ceramic disks
perfect tightness even with high pressures
stiffened nylon control rod
sliding rotation even with changes
of temperature
silicon compound sealing ring



RIVER A800/1080

RIVER 800/1080

3359821 SPOUT TYPE U ø 20x270x250 mm



RIVER A800/1035

RIVER 800/1035

3359861 TECHNOLYMER LEVER 283 190 mm



RIVER A800/1050

RIVER 800/1050

3359665 COLUMN SINGLE LEVER MIXER 86702/8


single lever cartridge with ceramic disks
technopolymere shockproof handle
spout ø 20x300 mm
flow rate 22L/min by 3 bar
with hoses ø 1/8"-1/2"x350 mm
mounting hole ø 33 mm



RIVER 86702/8

3359652 MIXER CARTRIDGE

cartridge with ceramic disks
perfect tightness even with high pressures
stiffened nylon control rod
sliding rotation even with changes
of temperature
silicon compound sealing ring



RIVER A800/1080

RIVER 800/1080





Suitable for:

3359796 SPOUT TYPE U \varnothing 20x310x300 mm



RIVER A800/1036

RIVER 800/1036

RIVER



Suitable for:

3359861 TECHNOPOLYMER LEVER 283 190 mm



RIVER A800/1050

RIVER 800/1050

3359764 COLUMN SINGLE LEVER MIXER 86901/8


chrome-plated brass
with ceramic discs cartridge
U swivel spout \varnothing 20 mm
with stainless steel hoses \varnothing 1/2"
flow rate 22 L/min by 3 bar
mounting hole \varnothing 33 mm



RIVER 86901/8

3359652 MIXER CARTRIDGE

cartridge with ceramic disks
perfect tightness even with high pressures
stiffened nylon control rod
sliding rotation even with changes
of temperature
silicon compound sealing ring



RIVER A800/1080

RIVER 800/1080

3359784 CHROME PLATED LEVER FOR ACTIVE MODEL



RIVER A800/1209

RIVER 800/1209

3359821 SPOUT TYPE U \varnothing 20x270x250 mm

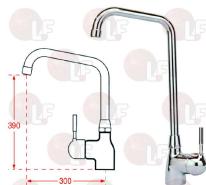


RIVER A800/1035

RIVER 800/1035

3359765 COLUMN SINGLE LEVER MIXER 86902/8

chrome-plated brass
with ceramic discs cartridge
U swivel spout \varnothing 20
with stainless steel hoses \varnothing 1/2"
flow rate 22 L/min by 3 bar
mounting hole \varnothing 33 mm



RIVER 86902/8

3359784 CHROME PLATED LEVER FOR ACTIVE MODEL



RIVER A800/1209


RIVER 800/1209



Suitable for:

3359652 MIXER CARTRIDGE

cartridge with ceramic disks
perfect tightness even with high pressures
stiffened nylon control rod
sliding rotation even with changes
of temperature
silicon compound sealing ring



RIVER A800/1080

RIVER 800/1080

3359688 SINGLE LEVER BASIN MIXER 85202


single lever cartridge with ceramic disks
lever handle LUX-DUE
double jet chrome plated extractable shower
flow rate 26 L/min by 3 bar
with hoses \varnothing 1/8"-3/8" Fx350 mm
mounting hole \varnothing 33 mm
dimesions 130x200 mm



RIVER 85202

3359652 MIXER CARTRIDGE

cartridge with ceramic disks
perfect tightness even with high pressures
stiffened nylon control rod
sliding rotation even with changes
of temperature
silicon compound sealing ring



RIVER A800/1080

RIVER 800/1080

3359662 SINGLE LEVER BASIN MIXER 85501

single lever cartridge with ceramic disks
technopolymere shockproof handle
spout length 200 mm
flow rate 26 L/min by 3 bar
with hoses \varnothing 1/8"-3/8"x350 mm
mounting hole \varnothing 33 mm



RIVER 85501

RIVER



Suitable for:

3359796 SPOUT TYPE U \varnothing 20x310x300 mm



RIVER A800/1036

RIVER 800/1036

3359860 CHROME PLATED LEVER LUX 2

with screw and indicator



RIVER 800/1072

3359357 PULL-OUT SPRAY HEAD \varnothing 1/2"M




RIVER A800/1062B

RIVER 00502000004

3359652 MIXER CARTRIDGE

cartridge with ceramic disks
perfect tightness even with high pressures
stiffened nylon control rod
sliding rotation even with changes
of temperature
silicon compound sealing ring



RIVER A800/1080

RIVER 800/1080



Suitable for:

3359653 **TECHNOPOLYMER LEVER FOR MIXER**

in crushproof and shockproof technopolymere
length 255 mm



RIVER A800/1051

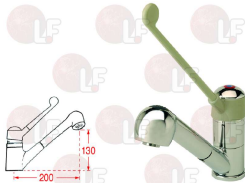
RIVER



Suitable for:

3359663 **SINGLE LEVER BASIN MIXER 85502**

single lever cartridge with ceramic disks
technopolymere shockproof handle
double jet chrome plated extractable shower
flow rate 26 L/min by 3 bar
with hoses \varnothing 1/8"-1/2"x350 mm
mounting hole \varnothing 33 mm
dimensions 130x200 mm



RIVER 85502

3359357 **PULL-OUT SPRAY HEAD \varnothing 1/2"M**




RIVER A800/1062B

RIVER 00502000004

3359652 **MIXER CARTRIDGE**

cartridge with ceramic disks
perfect tightness even with high pressures
stiffened nylon control rod
sliding rotation even with changes
of temperature
silicon compound sealing ring



RIVER A800/1080

RIVER 800/1080

3359653 **TECHNOPOLYMER LEVER FOR MIXER**

in crushproof and shockproof technopolymere
length 255 mm



RIVER A800/1051

3359660 **SINGLE LEVER BASIN MIXER 85503**


single lever cartridge with ceramic disks
technopolymere shockproof handle
spout \varnothing 20x240 mm
flow rate 26 L/min by 3 bar
with stainless steel hoses \varnothing 1/8"-1/2"x350 mm
mounting hole \varnothing 33 mm



RIVER 85503

3359652 **MIXER CARTRIDGE**

cartridge with ceramic disks
perfect tightness even with high pressures
stiffened nylon control rod
sliding rotation even with changes
of temperature
silicon compound sealing ring



RIVER A800/1080

RIVER 800/1080



Suitable for:

3359799 SPOUT TYPE J ø 20x200 mm



RIVER A800/1031

RIVER 800/1031

3359661 SINGLE LEVER BASIN MIXER 85604

single lever cartridge with ceramic disks
technopolymere shockproof handle
spout ø 20x350 mm
flow rate 26L/min by 3 bar
with hoses ø 1/8"-3/8"x350 mm
mounting hole ø 33 mm



RIVER 85604

3359822 SPOUT TYPE J ø 20x300 mm

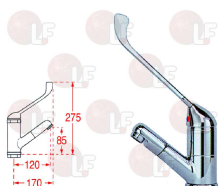


RIVER A800/1032

RIVER 800/1032

3359659 SINGLE-HOLE LEVER MIXER

with ceramic disks and extractable shower
dimensions 275x120x85x170 mm



RIVER R516283

RIVER



Suitable for:

3359653 TECHNOPOLYMER LEVER FOR MIXER
in crushproof and shockproof technopolymere
length 255 mm



RIVER A800/1051

3359652 MIXER CARTRIDGE

cartridge with ceramic disks
perfect tightness even with high pressures
stiffened nylon control rod
sliding rotation even with changes
of temperature
silicon compound sealing ring



RIVER A800/1080

RIVER 800/1080

3359654 TECHNOPOLYMER LEVER FOR MIXER
in crushproof and shockproof technopolymere
length 325 mm



RIVER A800/1052

RIVER 283L

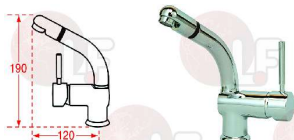


Suitable for:

RIVER




- 3359390 SINK SINGLE-LEVER MIXER 800/2340**
single-lever cartridge with ceramic disks
chrome-plated lever handle
chrome-plated ABS extractable shower
complete with hoses
mounting hole 33 mm



RIVER 800/2340

Suitable for:

- 3359189 MIXER CARTRIDGE**
cartridge with ceramic disks
perfect seal even at high pressures
control shaft made of reinforced nylon



RIVER A800/1080/3

RIVER 800/1080/3

- 3359391 SINK SINGLE-LEVER MIXER 800/2341**
single-lever cartridge with ceramic disks
chrome-plated lever handle
chrome-plated ABS extractable double jet shower
complete with hoses
mounting hole 33 mm



RIVER 800/2341

- 2101762 EXTRACTABLE SPRAY HEAD \varnothing 1/2"**
for mod. 800/2341



RIVER A800/263

RIVER 800/263

- 3359189 MIXER CARTRIDGE**
cartridge with ceramic disks
perfect seal even at high pressures
control shaft made of reinforced nylon



RIVER A800/1080/3


RIVER 800/1080/3

- 3359392 SINK SINGLE-LEVER MIXER 800/2342**
single-lever cartridge with ceramic disks
chrome-plated lever handle
chrome-plated brass extractable shower
complete with hoses 1500 mm
mounting hole 33 mm



RIVER 800/2342

- 3359189 MIXER CARTRIDGE**
cartridge with ceramic disks
perfect seal even at high pressures
control shaft made of reinforced nylon



RIVER A800/1080/3

RIVER 800/1080/3

3359393 SINK SINGLE-LEVER MIXER 85535

for UNDER WINDOW mounting
easily removable from the fastening base
single-lever cartridge with ceramic disks
with shockproof technopolymere handle
spout length 235 mm
flowrate 18 L/min
complete with hoses
mounting hole 35 mm



RIVER 85535

3359653 TECHNOLYMER LEVER FOR MIXER

in crushproof and shockproof technopolymere
length 255 mm



RIVER A800/1051

3359394 SINK SINGLE-LEVER MIXER 85535/2

for UNDER WINDOW mounting
easily removable from the fastening base
single-lever cartridge with ceramic disks
chrome-plated lever handle
spout length 235 mm
flowrate 18 L/min
complete with hoses
mounting hole 35 mm



RIVER 85535/2

3359395 SINK SINGLE-LEVER MIXER 85536

for UNDER WINDOW mounting
easily removable from the fastening base
single-lever cartridge with ceramic disks
with shockproof technopolymere handle
chrome-plated extractable double jet shower
flowrate 10 L/min
complete with hoses
mounting hole 35 mm




RIVER 85536

Suitable for:

3359652 MIXER CARTRIDGE

cartridge with ceramic disks
perfect tightness even with high pressures
stiffened nylon control rod
sliding rotation even with changes
of temperature
silicon compound sealing ring



RIVER A800/1080

RIVER 800/1080

3359654 TECHNOLYMER LEVER FOR MIXER

in crushproof and shockproof technopolymere
length 325 mm




RIVER A800/1052

RIVER 283L

3359652 MIXER CARTRIDGE

cartridge with ceramic disks
perfect tightness even with high pressures
stiffened nylon control rod
sliding rotation even with changes
of temperature
silicon compound sealing ring




RIVER A800/1080

RIVER 800/1080

3359652 MIXER CARTRIDGE

cartridge with ceramic disks
perfect tightness even with high pressures
stiffened nylon control rod
sliding rotation even with changes
of temperature
silicon compound sealing ring



RIVER A800/1080

RIVER 800/1080



Suitable for:

3359653 **TECHNOPOLYMER LEVER FOR MIXER**
in crushproof and shockproof technopolymere
length 255 mm



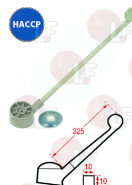
RIVER A800/1051

RIVER



Suitable for:

3359654 **TECHNOPOLYMER LEVER FOR MIXER**
in crushproof and shockproof technopolymere
length 325 mm



RIVER A800/1052


RIVER 283L

3359396 **SINK SINGLE-LEVER MIXER 85536/2**
for UNDER WINDOW mounting
easily removable from the fastening base
single-lever cartridge with ceramic disks
chrome-plated lever handle
chrome-plated extractable double jet shower
flowrate 10 L/min
complete with hoses
mounting hole 35 mm



RIVER 85536/2

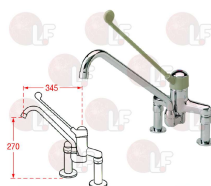
3359652 **MIXER CARTRIDGE**
cartridge with ceramic disks
perfect tightness even with high pressures
stiffened nylon control rod
sliding rotation even with changes
of temperature
silicon compound sealing ring



RIVER A800/1080

RIVER 800/1080

3359668 **TWO-HOLE SINGLE LEVER MIXER 89604**
single lever cartridge with ceramic discs
connections \varnothing 1/2"MM
technopolymere crushproof handle
spout \varnothing 20x345 mm
with non-return valves
flow rate 26L/min by 3 bar
mounting hole \varnothing 22 mm
distance between holes 155 mm



RIVER 89604

3359609 **MIXER CARTRIDGE**
ceramic disks cartridge
 \varnothing 40 mm
total height 76 mm
square pin 10x10xh22 mm
for wall mounted two-hole mixers



RIVER A800/1081

RIVER 800/1081

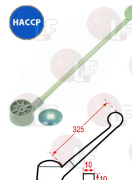
3359822 **SPOUT TYPE J \varnothing 20x300 mm**



RIVER A800/1032

RIVER 800/1032

3359654 **TECHNOPOLYMER LEVER FOR MIXER**
in crushproof and shockproof technopolymere
length 325 mm



RIVER A800/1052

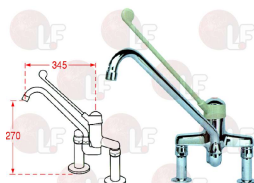
RIVER 283L



Suitable for:

3359669 TWO-HOLE SINGLE LEVER MIXER 89604/3

single lever cartridge with ceramic discs
connections $\varnothing 3/4"$ M
technopolymere crushproof handle
spout $\varnothing 20 \times 345$ mm
with non-return valves
flow rate 26L/min by 3 bar
mounting hole $\varnothing 22$ mm
distance between holes 155 mm



RIVER 89604/3

3359822 SPOUT TYPE J $\varnothing 20 \times 300$ mm

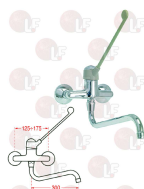


RIVER A800/1032

RIVER 800/1032

3359667 WALL MOUNTED SINGLE LEVER MIXER 846010

single lever cartridge with ceramic discs
technopolymere shockproof handle
spout $\varnothing 20 \times 300$ mm
flow rate 22L/min by 3 bar
connections $\varnothing 1/2"$ MM
distance between holes $125 \div 175$ mm



RIVER 846010

3359797 SPOUT TYPE S $\varnothing 20 \times 300$ mm



RIVER A800/1022

RIVER 800/1022

RIVER



Suitable for:

3359609 MIXER CARTRIDGE

ceramic disks cartridge
 $\varnothing 40$ mm
total height 76 mm
square pin $10 \times 10 \times 22$ mm
for wall mounted two-hole mixers



RIVER A800/1081

RIVER 800/1081

3359654 TECHNOPOLYMER LEVER FOR MIXER

in crushproof and shockproof technopolymere
length 325 mm



RIVER A800/1052

RIVER 283L

3359609 MIXER CARTRIDGE

ceramic disks cartridge
 $\varnothing 40$ mm
total height 76 mm
square pin $10 \times 10 \times 22$ mm
for wall mounted two-hole mixers



RIVER A800/1081

RIVER 800/1081

3359653 TECHNOPOLYMER LEVER FOR MIXER

in crushproof and shockproof technopolymere
length 255 mm



RIVER A800/1051



Suitable for:

RIVER



3359666 WALL MOUNTED SINGLE LEVER MIXER 84609

single lever cartridge with ceramic disks
technopolymere shockproof handle
spout \varnothing 20x240 mm
flow rate 22L/min by 3 bar
connections \varnothing 1/2" M
distance between holes 125÷175 mm



RIVER 84609

3359820 SPOUT TYPE S \varnothing 20x250 mm



RIVER A800/1021

RIVER 800/1021

3359630 WALL MOUNTED SINGLE-LEVER MIXER 89604/2

single-control cartridge with ceramic discs
crush- and shockproof technopolymere handle
spout \varnothing 20x240 mm
flowrate by 3 bar 22 L /min
connections \varnothing 1/2" M
distance between holes 125÷175 mm



RIVER 89604/2

3359799 SPOUT TYPE J \varnothing 20x200 mm

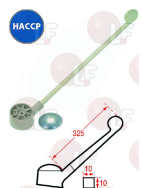


RIVER A800/1031

RIVER 800/1031

3359654 TECHNOLYMER LEVER FOR MIXER

in crushproof and shockproof technopolymere
length 325 mm



RIVER A800/1052

RIVER 283L

Suitable for:

3359609 MIXER CARTRIDGE

ceramic disks cartridge
 \varnothing 40 mm
total height 76 mm
square pin 10x10xh22 mm
for wall mounted two-hole mixers

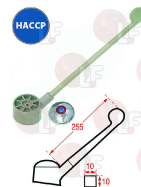


RIVER A800/1081

RIVER 800/1081

3359653 TECHNOLYMER LEVER FOR MIXER

in crushproof and shockproof technopolymere
length 255 mm



RIVER A800/1051

3359609 MIXER CARTRIDGE

ceramic disks cartridge
 \varnothing 40 mm
total height 76 mm
square pin 10x10xh22 mm
for wall mounted two-hole mixers



RIVER A800/1081

RIVER 800/1081

3359822 SPOUT TYPE J \varnothing 20x300 mm



RIVER A800/1032

RIVER 800/1032



Pre-rinse units

3359769 COLUMN SINGLE LEVER MIXER DOMUS R1007

with ceramic discs
pre-wash unit with 180° rotation
stainless steel coated hose 1100 mm
change over tap with ceramic discs
with stainless steel hoses \varnothing 1/2"x350 mm
non-return valves
mixer flow rate 22 L/min by 3 bar
shower flow rate 16 L/min by 3 bar
mounting hole \varnothing 33 mm



RIVER R1007

3359766 COLUMN SINGLE LEVER MIXER 800/2625

with ceramic discs
pre-wash unit with 180° rotation
stainless steel hoses \varnothing 1/2"x350 mm
non-return valves
flow rate 16 L/min by 3 bar
mounting hole \varnothing 33 mm
chrome-plated brass



RIVER 800/2625

3359841 ACTIVE SHOWER SUPPORT




RIVER A800/1200

RIVER 800/1200

3359753 DISHWASHER SPRAY HEAD \varnothing 1/2" M 800/2000

chromed brass
progressive opening
anti water hammering
concentric water-jet
flow rate 16 l/min 3 bar



RIVER 800/2000

3359790 ABS SPRING SUPPORT



RIVER A800/1012/2

RIVER 800/1012/2

3359784 CHROME PLATED LEVER FOR ACTIVE MODEL



RIVER A800/1209

RIVER 800/1209

3359840 FORK SUPPORT



RIVER A800/1012


RIVER 800/1012



Suitable for:

3359652 MIXER CARTRIDGE

cartridge with ceramic disks
perfect tightness even with high pressures
stiffened nylon control rod
sliding rotation even with changes
of temperature
silicon compound sealing ring



RIVER A800/1080

RIVER 800/1080

3359656 SHOWER HOSE ø 1/2"FF 110 cm

stainless steel 18/10 double braid
covered with grey PVC
nickel-plated brass coupling ø 1/2"F



RIVER A800/1009

3359870 SIEVE GRID WITH CONCENTRIC JET



RIVER A800/1202

RIVER 800/1202

3359767 COLUMN SINGLE LEVER MIXER 800/2626

with ceramic disks
pre-wash unit with 180° rotation
change over tap with ceramic disks
90° rotation
spout ø 20 mm with jet swirl
stainless steel hoses ø 3/8"x350 mm
non-return valves
flow rate 16 L/min by 3 bar
mounting hole ø 33 mm
chrome-plated brass



RIVER 800/2626

RIVER

Suitable for:

3359830 PRE-WASHING KIT



RIVER A800/1010

RIVER 800/1010

3359601 SHOWER UNIT WALL MOUNT



RIVER A800/1011

RIVER 800/1011

3359790 ABS SPRING SUPPORT



RIVER A800/1012/2

RIVER 800/1012/2





Suitable for:

3359841 ACTIVE SHOWER SUPPORT




RIVER A800/1200

RIVER 800/1200

3359753 DISHWASHER SPRAY HEAD ø 1/2" M 800/2000

chromed brass
progressive opening
anti water hammering
concentric water-jet
flow rate 16 l/min 3 bar



RIVER 800/2000

3359830 PRE-WASHING KIT



RIVER A800/1010

RIVER 800/1010

3359601 SHOWER UNIT WALL MOUNT



RIVER A800/1011

RIVER 800/1011

3359820 SPOUT TYPE S ø 20x250 mm



RIVER A800/1021

RIVER 800/1021

RIVER

Suitable for:

3359784 CHROME PLATED LEVER FOR ACTIVE MODEL




RIVER A800/1209

RIVER 800/1209

3359652 MIXER CARTRIDGE

cartridge with ceramic disks
perfect tightness even with high pressures
stiffened nylon control rod
sliding rotation even with changes
of temperature
silicon compound sealing ring



RIVER A800/1080

RIVER 800/1080

3359656 SHOWER HOSE ø 1/2" FF 110 cm

stainless steel 18/10 double braid
covered with grey PVC
nickel-plated brass coupling ø 1/2" F



RIVER A800/1009

3359870 SIEVE GRID WITH CONCENTRIC JET



RIVER A800/1202

RIVER 800/1202

3359792 TAP WORM WITH CERAMIC DISKS

for type P ø 30 mm and type ACTIVE ø 30 mm knobs



RIVER A4500/53

RIVER M4500/53





Suitable for:

3359646 COUNTERTOP PRE-WASH UNIT 80005

connection \varnothing 1/2"
flow rate 16 L/min by 3 bar
mounting hole \varnothing 28 mm



RIVER 80005

Suitable for:

3359643 COUNTERTOP SINGLE TAP 83015

with pre-wash unit
oil bath spindles
connection \varnothing 1/2"
flow rate 32 L /min by 3 bar
mounting hole \varnothing 22 mm



RIVER 83015

3359644 COUNTERTOP SINGLE TAP 83016

with pre-wash unit
oil bath spindles
change over spindle with ceramic disks
spout \varnothing 20x240 mm
flow rate 32 L /min by 3 bar
connection \varnothing 1/2"
mounting hole \varnothing 22 mm



RIVER 83016

3358023 FILLING SINGLE TAP

swivel spout \varnothing 20 mm
capacity 38 L/min 3 bar
mounting hole 22 mm



RIVER 83010/3

3358024 MIXER WATER LOAD

swivel spout \varnothing 20 mm
capacity 36 L / min 3 bar
mounting hole 33 mm



RIVER 81310/3

3759259 PRE-WASH "EUROPA" SET SINGLE LEVER

cartridge and large screw with ceramic discs
supplying spout \varnothing 20x250 mm
non-return valve
shock absorbent lever 283 mm
shower capacity 16L / min per 3 bar
complete with hoses \varnothing 1/2"x 350 mm
mounting hole \varnothing 33 mm



RIVER 85508

3759261 PRE-WASH "EUROPA" SET SINGLE LEVER

cartridge with ceramic discs
non-return valve
shockproof lever 283 190 mm
shower capacity 16L/min a 3 bar
complete with hoses \varnothing 1/2"x 350 mm



RIVER 86708

3759262 PRE-WASH "EUROPA" SET SINGLE LEVER

cartridge and control screw with ceramic discs
supplying spout \varnothing 20x240 mm
non-return valve
shockproof lever 283 190 mm
shower capacity 16L / min per 3 bar
complete with hoses \varnothing 1/2"x 350 mm



RIVER 86709

Suitable for:

Suitable for:

- 3759201 PRE-WASH "EUROPA" WALL MOUNTED SINGLE LE**
 with low power consumption shower 6 l/min 1÷8 bar
 cartridge and ceramic disc valves
 connection \varnothing 3/4" M
 shockproof nondeformable handle
 supply spout \varnothing 20x200 mm
 with non-return valves
 shower capacity 16 L/ min a 3 bar
 mixer capacity 26 Lt/min a 3 bar
 distance between holes 130 ÷ 180 mm



RIVER 895011/6

- 3759202 PRE-WASH "EUROPA" WALL MOUNTED SINGLE LE**
 with low power consumption shower 6 l/min 1÷8 bar
 cartridge and ceramic disc valves
 connection \varnothing 3/4" M
 shockproof nondeformable handle
 supply spout \varnothing 20x300 mm
 with non-return valves
 shower capacity 16 L/ min a 3 bar
 mixer capacity 26 Lt/min a 3 bar
 distance between holes 130 ÷ 180 mm



RIVER 895011/26

- 3759184 PRE-WASH COUNTER KIT "EUROPA"**
 fastening support on counter \varnothing 3/4"
 connection \varnothing 1/2"
 half-tube spout \varnothing 20 x 240 mm
 flow rate 16 L/min at 3 bar
 mounting hole \varnothing 28 mm



RIVER 80009

RIVER 80009/2

- 3759182 PRE-WASH KIT COUNTER "EUROPA"**
 fastening support on counter \varnothing 3/4"
 connection \varnothing 1/2"
 flow rate 16 L / min at 3 bar
 mounting hole \varnothing 28 mm



RIVER 80008

RIVER 80008/2

- 3759183 PRE-WASH KIT COUNTER "EUROPA"**
 with low power consumption shower 6 l/min 1÷8 bar
 fastening support on counter top \varnothing 3/4"
 connection \varnothing 1/2"
 capacity 16L/min a 3 bar
 mounting hole \varnothing 28 mm



RIVER 80008/2/6

RIVER 80008/6

- 3759185 PRE-WASH KIT COUNTER "EUROPA"**
 with low power consumption shower 6 l/min 1÷8 bar
 fastening support on counter top \varnothing 3/4"
 connection \varnothing 1/2"
 canna a metà tubo \varnothing 20 x 240 mm
 capacity 16L/ min a 3 bar
 mounting hole \varnothing 28 mm



RIVER 80009/2/6

RIVER 80009/6

- 3359380 PRE-WASH SET 80007**
 connection 1/2"
 with extractable hose and balance weight
 180° rotation
 with foot or knee control
 mounting hole \varnothing 28 mm



RIVER 80007



Suitable for:

RIVER



3359768 PRE-WASH SPECIAL SET SINGLE LEVER

shower mod. "ACTIV "
cartridge with ceramic discs
diverter headwork with ceramic discs 90°
stainless steel coated hose 1100 mm
non-return valves
mixer capacity 22 L/min per 3 bar
shower capacity 16 L/ min a 3 bar
mounting hole \varnothing 33 mm



RIVER R1008

3359841 ACTIVE SHOWER SUPPORT




RIVER A800/1200

RIVER 800/1200

3359753 DISHWASHER SPRAY HEAD \varnothing 1/2" M 800/2000

chromed brass
progressive opening
anti water hammering
concentric water-jet
flow rate 16 l/min 3 bar



RIVER 800/2000

3359830 PRE-WASHING KIT



RIVER A800/1010

RIVER 800/1010

3359601 SHOWER UNIT WALL MOUNT



RIVER A800/1011

RIVER 800/1011

Suitable for:

3359790 ABS SPRING SUPPORT



RIVER A800/1012/2

RIVER 800/1012/2

3359784 CHROME PLATED LEVER FOR ACTIVE MODEL




RIVER A800/1209

RIVER 800/1209

3359652 MIXER CARTRIDGE

cartridge with ceramic disks
perfect tightness even with high pressures
stiffened nylon control rod
sliding rotation even with changes
of temperature
silicon compound sealing ring



RIVER A800/1080

RIVER 800/1080

3359656 SHOWER HOSE \varnothing 1/2" FF 110 cm

stainless steel 18/10 double braid
covered with grey PVC
nickel-plated brass coupling \varnothing 1/2" F



RIVER A800/1009

3359870 SIEVE GRID WITH CONCENTRIC JET



RIVER A800/1202

RIVER 800/1202



Suitable for:

3359820 SPOUT TYPE S ø 20x250 mm



RIVER A800/1021

RIVER 800/1021

RIVER



Suitable for:

3359792 TAP WORM WITH CERAMIC DISKS
for type P ø 30 mm and type ACTIVE ø 30 mm knobs

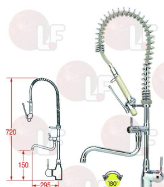


RIVER A4500/53

RIVER M4500/53

3759209 PRE-WASH SPECIAL SET SINGLE LEVER

shower mod. "ACTIVE "
cartridge with ceramic discs
diverter headwork with ceramic discs 90°
half tube spout ø 20 x 240 mm
non-return valves
mixer capacity 22 L/min per 3 bar
shower capacity 16 L/ min a 3 bar
mounting hole ø 33 mm



RIVER R1008/2

3759210 PRE-WASH SPECIAL SET SINGLE LEVER

shower mod. "EUROPA "
cartridge with ceramic discs
diverter headwork with ceramic discs 90°
half tube spout ø 20 x 240 mm
non-return valves
mixer capacity 22 L/min per 3 bar
shower capacity 16 L/ min a 3 bar
mounting hole ø 33 mm



RIVER R1008/35

3759211 PRE-WASH SPECIAL SET SINGLE LEVER

cartridge with ceramic discs
deviator large screw with ceramic disc 90°
flexible stainless steel coated 1100 mm
non-return valves
mixer capacity 22L/min a 3 bar
shower EUROPA low consumption
constant capacity 16 L/ min
mounting hole ø 33 mm



RIVER R1008/36

3359751 PRE-WASH UNIT 800/2005

chrome-plated brass
stainless steel coated hose
swivel connection
support ø 36 mm
mounting hole ø 21 mm



RIVER 800/2005

3359790 ABS SPRING SUPPORT



RIVER A800/1012/2


RIVER 800/1012/2



Suitable for:

3359753 DISHWASHER SPRAY HEAD \varnothing 1/2" M 800/2000

chromed brass
progressive opening
anti water hammering
concentric water-jet
flow rate 16 l/min 3 bar



RIVER 800/2000

3359830 PRE-WASHING KIT



RIVER A800/1010

RIVER 800/1010

3359601 SHOWER UNIT WALL MOUNT



RIVER A800/1011

RIVER 800/1011

3359770 PRE-WASH UNIT 80005/999

connection \varnothing 1/2"
with special shower without lever
foot and knee operated
mounting hole \varnothing 28 mm



RIVER 80005/999

3359840 FORK SUPPORT



RIVER A800/1012

RIVER 800/1012

RIVER

Suitable for:

3359840 FORK SUPPORT



RIVER A800/1012

RIVER 800/1012

3359656

SHOWER HOSE \varnothing 1/2" FF 110 cm

stainless steel 18/10 double braid
covered with grey PVC
nickel-plated brass coupling \varnothing 1/2" F



RIVER A800/1009

3359870

SIEVE GRID WITH CONCENTRIC JET



RIVER A800/1202

RIVER 800/1202

3359790

ABS SPRING SUPPORT



RIVER A800/1012/2

RIVER 800/1012/2

3359771

NO LEVER SHOWER \varnothing 1/2" M 800/999

flow rate 21 l/min 3 bar



RIVER 800/999



Suitable for:

3359830 PRE-WASHING KIT



RIVER A800/1010

RIVER 800/1010

3359601 SHOWER UNIT WALL MOUNT



RIVER A800/1011

RIVER 800/1011

3759196 PRE-WASH" EUROPA" SET SINGLE LEVER

lever control with ceramic discs
with low power consumption shower 6 l/min 1÷8 bar
non-return valve
capacity 16L / min per 3 bar
hoses \varnothing 1/2" 350 mm
mounting hole \varnothing 33 mm



RIVER 86708/6

3759199 PRE-WASH" EUROPA" SET SINGLE LEVER

with low power consumption shower 6 l/min 1÷8 bar
cartridge and ceramic disc valves
supplying spout \varnothing 20x240 mm
with non-return valve
complete with hoses \varnothing 1/2"x 350 mm
mounting hole \varnothing 33 mm



RIVER 85508/6

RIVER



Suitable for:

3359656

SHOWER HOSE \varnothing 1/2" FF 110 cm

stainless steel 18/10 double braid
covered with grey PVC
nickel-plated brass coupling \varnothing 1/2"F



RIVER A800/1009

3759197

PRE-WASH" EUROPA" SET SINGLE LEVER

lever control with ceramic discs
with low power consumption shower 6 l/min 1÷8 bar
non-return valve
capacity 16L/min per 3 bar
with half tube spout \varnothing 20 x 240 mm
hoses \varnothing 1/2" 350 mm
mounting hole \varnothing 33 mm



RIVER 86709/6

3759200

PRE-WASH" EUROPA" SET SINGLE LEVER

with low power consumption shower 6 l/min 1÷8 bar
cartridge and ceramic disc valves
shockproof technopolymer handle
supply spout \varnothing 20x300 mm
with non-return valves
capacity 16L/ min
complete with hoses \varnothing 1/2"x 350 mm
mounting hole \varnothing 33 mm



RIVER 85608/6



Suitable for:

RIVER



3759260 PRE-WASH "EUROPA8" SET SINGLE LEVER

cartridge and control screw with ceramic discs
supplying spout \varnothing 20x300 mm
non-return valve
shockproof lever 283 mm
shower capacity 16L / min per 3 bar
complete with hoses \varnothing 1/2"x 350 mm




RIVER 85608

3759203

SHOWER PRE-WASH "EUROPE" KIT

flowrate 16 L / min
built-in flow regulator
soft bumpers suitable for contact with food
patented model-deposited
connections \varnothing 1/2"
suitable for all kinds of prewash kits



RIVER 800/2014

3759204 SHOWER PRE-WASH "EUROPE" KIT

constant and powerful supply of 6 L / min
water saving of up to 600L/hour
built-in flow regulator
shock absorbers suitable for contact with food
patented model-deposited
connection \varnothing 1/2"
suitable for all kinds of prewash kits



RIVER 800/2014/6

3759205

SINGLE HOLE MAXI PRE-WASH "EUROPA" KIT

valves \varnothing 1/2" with ceramic discs 90°
non-return valves
shower capacity 16 L/ min a 3 bar
mounting hole 33mm



RIVER 87905

3759206 SINGLE HOLE MAXI PRE-WASH "EUROPA" KIT

valves \varnothing 1/2" with ceramic discs 90°
non-return valves
with low power consumption shower 6 l/min 1÷8 bar
mounting hole 33mm



RIVER 87905/6

3759207

SINGLE HOLE MAXI PRE-WASH "EUROPA" KIT

valves \varnothing 1/2" with ceramic discs 90°
non-return valves
shower capacity 16 L/ min a 3 bar
tap capacity 45L/min a 3 bar
half tube spout \varnothing 20 x 240 mm
mounting hole \varnothing 33 mm



RIVER 87906/1

3759208 SINGLE HOLE MAXI PRE-WASH "EUROPA" KIT

valves \varnothing 1/2" with ceramic discs 90°
non-return valves
with low power consumption shower 6 l/min 1÷8 bar
tap capacity 45L/min a 3 bar
half tube spout \varnothing 20 x 240 mm
mounting hole \varnothing 33 mm



RIVER 87906/16

3759186

SINGLE HOLE PRE-WASH "EUROPA" KIT

ceramic disc valves rotation 90°
non-return valves
capacity 16 L/ min a 3 bar
flexible metal hose \varnothing 1/2" x 350 mm
mounting hole \varnothing 33 mm



RIVER 81408



Suitable for:

RIVER



3759187 SINGLE HOLE PRE-WASH "EUROPA" KIT

ceramic disc valves rotation 90°
non-return valves
capacity 16 L/ min a 3 bar
half tube spout ø 20 x 240 mm
hoses ø 1/2" 350 mm
mounting hole ø 33 mm



RIVER 81409

3759188 SINGLE HOLE PRE-WASH "EUROPA" KIT

ceramic disc valves rotation 90°
with low power consumption shower 6 l/min 1÷8 bar
non-return valve
capacity 16L/min a 3 bar
hoses ø 1/2" 350 mm
mounting hole ø 33 mm



RIVER 81408/6

3759189 SINGLE HOLE PRE-WASH "EUROPA" KIT

ceramic disc valves rotation 90°
with low power consumption shower 6 l/min 1÷8 bar
non-return valve
capacity 16L/min a 3 bar
half tube spout ø 20 x 240 mm
hoses ø 1/2" 350 mm
mounting hole ø 33 mm



RIVER 81409/6

3359385 SINGLE HOLE SPECIAL PRE-WASH KIT
shower mod. "ACTIV 3"
single-lever cartridge with ceramic disks
diverter headwork with ceramic discs
chrome-plated lever handle
supply spout ø 20x240 mm
with non-return valves
capacity 26 L/ min a 3 bar
mounting hole ø 33 mm



RIVER R1013

3359841 ACTIVE SHOWER SUPPORT



RIVER A800/1200

RIVER 800/1200

3359790 ABS SPRING SUPPORT



RIVER A800/1012/2

RIVER 800/1012/2

3359784 CHROME PLATED LEVER FOR ACTIVE MODEL



RIVER A800/1209


RIVER 800/1209



Suitable for:

3359388 DISHWASHER SHOWER 800/2000/3

fitting \varnothing 1/2" M
made of chrome-plat. brass with technopol. handle
anti-hammering progressive closing
in-built flowrate adjuster
perforated hostaform grid with concentric jet
scale preventing
soft rubber bumper ring
flowrate at 3 bar 16 L/min



RIVER 800/2000/3

3359287 S/STEEL SHOWER HOSE \varnothing 1/2" FF 600 mm

PVC coated



RIVER A800/1009/3

RIVER 800/1009/3

3359792 TAP WORM WITH CERAMIC DISKS

for type P \varnothing 30 mm and type ACTIVE \varnothing 30 mm knobs



RIVER A4500/53

RIVER M4500/53

3359387 SINGLE HOLE SPECIAL PRE-WASH KIT

shower mod. "ACTIV 3"
single-lever cartridge with ceramic disks
diverter headwork with ceramic discs
chrome-plated lever handle
supply spout \varnothing 20x240 mm
with non-return valves
capacity 26 L/ min a 3 bar
mounting hole \varnothing 33 mm



RIVER R1008/31

3359841 ACTIVE SHOWER SUPPORT



RIVER A800/1200

RIVER 800/1200


RIVER



Suitable for:

3359652 MIXER CARTRIDGE

cartridge with ceramic disks
perfect tightness even with high pressures
stiffened nylon control rod
sliding rotation even with changes
of temperature
silicon compound sealing ring



RIVER A800/1080

RIVER 800/1080

3359799 SPOUT TYPE J \varnothing 20x200 mm



RIVER A800/1031

RIVER 800/1031

3359790 ABS SPRING SUPPORT



RIVER A800/1012/2

RIVER 800/1012/2

3359784 CHROME PLATED LEVER FOR ACTIVE MODEL



RIVER A800/1209


RIVER 800/1209



Suitable for:

3359388 DISHWASHER SHOWER 800/2000/3

fitting \varnothing 1/2" M
made of chrome-plat. brass with technopol. handle
anti-hammering progressive closing
in-built flowrate adjuster
perforated hostaform grid with concentric jet
scale preventing
soft rubber bumper ring
flowrate at 3 bar 16 L/min



RIVER 800/2000/3

3359287 S/STEEL SHOWER HOSE \varnothing 1/2" FF 600 mm

PVC coated



RIVER A800/1009/3

RIVER 800/1009/3

3759212 SINGLE HOLE SPECIAL PRE-WASH KIT

shower mod. "EUROPA"
ceramic disc valves 90°
hal tube spout \varnothing 20 x 240 mm
non-return valves
mixer capacity 22L / min per 3 bar
shower capacity 16 L / min per 3 bar
mounting hole \varnothing 33 mm



RIVER R1022

3759216 SINGLE HOLE SPECIAL PRE-WASH KIT

shower mod. "ACTIV 3"
ceramic disc valves 90°
hal tube spout \varnothing 20 x 240 mm
flexible stainless steel coated 1100 mm
non-return valves
mixer capacity 22L / min per 3 bar
shower capacity 16 L / min a 3 bar
mounting hole \varnothing 33 mm



RIVER R1024


RIVER



Suitable for:

3359652 MIXER CARTRIDGE

cartridge with ceramic disks
perfect tightness even with high pressures
stiffened nylon control rod
sliding rotation even with changes
of temperature
silicon compound sealing ring



RIVER A800/1080

RIVER 800/1080

3759213 SINGLE HOLE SPECIAL PRE-WASH KIT

shower mod. "EUROPA"
ceramic disc valves 90°
hal tube spout \varnothing 20 x 240 mm
non-return valves
mixer capacity 22L / min per 3 bar
shower low consumption
constant capacity 6 L / min



RIVER R1022/6

3759266 SINGLE HOLE SPECIAL PRE-WASH KIT

shower mod. "ACTIV 3"
single lever cartridge with ceramic discs
diverter headwork with ceramic discs
chrome-plated lever handle
supply spout \varnothing 20x240 mm
with non-return valves
capacity 26 L / min a 3 bar
mounting hole \varnothing 33 mm



RIVER R1012



Suitable for:

RIVER



3359631 SINGLE LEVER BASIN MIXER 85505/1

with pre-wash unit
single lever cartridge with ceramic disks
change over spindle with ceramic disks
technopolymere shockproof and crushproof handle
spout \varnothing 20x200 mm
with non-return valves
flow rate 26L/min
with hoses \varnothing 1/8"-1/2"x350 mm
mounting hole \varnothing 33 mm



RIVER 85505/1

3359632 SINGLE LEVER BASIN MIXER 85605/1

with pre-wash unit
single lever cartridge with ceramic disks
change over spindle with ceramic disks
technopolymere shockproof handle
spout \varnothing 20x300 mm
with non-return valves
flow rate 26L/min by 3 bar
with hoses \varnothing 1/8"-3/8"x350 mm
mounting hole \varnothing 33 mm



RIVER 85605/1

3359633 SINGLE LEVER BASIN MIXER 86705

with pre-wash unit
single lever cartridge with ceramic disks
technopolymere shockproof handle
with non-return valves
flow rate 26L/min by 3 bar
with hoses \varnothing 1/8"-1/2"x350 mm
mounting hole \varnothing 33 mm



RIVER 86705

7102949 SINGLE LEVER MIXER

with pre-washing shower kit
with ceramic discs cartridge
with non- return valves
capacity 26 L/min at 3 bars
shower hoses \varnothing 1/8"M 1/2"Fx350 mm
mounting hole \varnothing 33 mm



RIVER 86205

3359790 ABS SPRING SUPPORT



RIVER A800/1012/2

RIVER 800/1012/2



Suitable for:

3359860 CHROME PLATED LEVER LUX 2
with screw and indicator



RIVER 800/1072

3359840 FORK SUPPORT



RIVER A800/1012

RIVER 800/1012

3359830 PRE-WASHING KIT



RIVER A800/1010

RIVER 800/1010

3359601 SHOWER UNIT WALL MOUNT



RIVER A800/1011

RIVER 800/1011

RIVER




Suitable for:

3359650 DISHWASHER SPRAY HEAD ø 1/2" M 800/1000
chromed brass with technopolymere handle
gradual closing anti water hammering
incorporated flow rate regulator
perforated grid with concentric jet in hostaform
scale remover
soft rubber protection ring
flow rate 16 l/min 3 bar



RIVER 800/1000

3359652 MIXER CARTRIDGE
cartridge with ceramic disks
perfect tightness even with high pressures
stiffened nylon control rod
sliding rotation even with changes
of temperature
silicon compound sealing ring



RIVER A800/1080

RIVER 800/1080

3359656 SHOWER HOSE ø 1/2" FF 110 cm
stainless steel 18/10 double braid
covered with grey PVC
nickel-plated brass coupling ø 1/2" F



RIVER A800/1009



Suitable for:

RIVER



Suitable for:

3359634 SINGLE LEVER MIXER WITH SPOUT

with pre-washing shower kit
cartridge with ceramic disks
deviator spindle with ceramic disks
spout at half pipe \varnothing 20x240 mm
with check valves
flow rate 26 l/min at 3 bar
hoses \varnothing 1/8"M 3/8"F x350 mm
mounting hole \varnothing 33 mm



RIVER 86706/1

7102950 SINGLE LEVER MIXER WITH SPOUT

with pre-washing shower kit
with ceramic discs cartridge
diverter headwork with ceramic discs
spout at half pipe \varnothing 20x240 mm
with non-return valves
capacity 26 l/min per 3 bar
shower hoses \varnothing 1/8"M 1/2"F x350 mm
mounting hole \varnothing 33 mm



RIVER 86206/1

3359860 CHROME PLATED LEVER LUX 2

with screw and indicator



RIVER 800/1072

3359790 ABS SPRING SUPPORT



RIVER A800/1012/2

RIVER 800/1012/2

3359650 DISHWASHER SPRAY HEAD \varnothing 1/2"M 800/1000

chromed brass with technopolymere handle
gradual closing anti water hammering
incorporated flow rate regulator
perforated grid with concentric jet in hostaform
scale remover
soft rubber protection ring
flow rate 16 l/min 3 bar



RIVER 800/1000



Suitable for:

3359840 FORK SUPPORT



RIVER A800/1012

RIVER 800/1012

3359830 PRE-WASHING KIT



RIVER A800/1010

RIVER 800/1010

3359601 SHOWER UNIT WALL MOUNT



RIVER A800/1011

RIVER 800/1011

3359810 TYPE P KNOB Ø 30 mm



RIVER A800/1069

RIVER




Suitable for:

3359652

MIXER CARTRIDGE

cartridge with ceramic disks
perfect tightness even with high pressures
stiffened nylon control rod
sliding rotation even with changes
of temperature
silicon compound sealing ring



RIVER A800/1080

RIVER 800/1080

3359656

SHOWER HOSE Ø 1/2" FF 110 cm

stainless steel 18/10 double braid
covered with grey PVC
nickel-plated brass coupling Ø 1/2" F



RIVER A800/1009

3359792

TAP WORM WITH CERAMIC DISKS

for type P Ø 30 mm and type ACTIVE Ø 30 mm knobs



RIVER A4500/53

RIVER M4500/53



RIVER



Suitable for:

- 3359625 SINGLE-HOLE MIXER 813/06**
spindles with ceramic discs
spout \varnothing 20x240 mm
deviator spindle with ceramic disks
with special non-return valves with large
flowrate 36 L/min by 3 bar
complete with hoses \varnothing 1/8"-1/2" MFx350 mm
mounting hole 33 mm



RIVER 81306

Suitable for:

- 3359624 SINGLE-HOLE MIXER 81305**
spindles with ceramic discs
with non-return valve
flowrate 36 L/min by 3 bar
compl.with stain.steel hoses \varnothing 1/8"-3/8" MFx350 mm
mounting hole 33 mm



RIVER 81305

- 3359635 SINGLE-HOLE MIXER 81315**
with pre-wash unit
oil bath spindles
with non-return valves
flow rate 36 L/min by 3 bar
with hoses \varnothing 1/8"-1/2" MFx350 mm
mounting hole \varnothing 33 mm



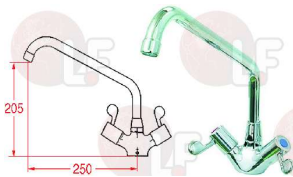
RIVER 81315

- 3359636 SINGLE-HOLE MIXER 81316**
with pre-wash unit
oil bath spindles
spout \varnothing 20x240 mm
change over spindle with ceramic disks
with non-return valves
flow rate 36L/min by 3 bar
with hoses \varnothing 1/8"-1/2" MFx350 mm
mounting hole \varnothing 33 mm



RIVER 81316

- 2102476 SINGLE-HOLE MIXER 81401**
ceramic disks screws
spout \varnothing 20x250 mm
flow rate 36 L/min at 3 bar
complete with hoses \varnothing 1/8"-3/8" Fx350 mm
mounting hole \varnothing 33 mm



RIVER 81401

- 3459013 CERAMIC DISC VALVE \varnothing 1/2" RH 90°**
for single hole "MAXI" \varnothing 1/2"



RIVER A800/52/1

RIVER 800/52/1

- 3759267 CERAMIC DISC VALVE \varnothing 1/2" LH 90°**
for single hole "MAXI" \varnothing 1/2"



RIVER A800/52/2

RIVER 800/52/2

- 3359811 KNOB TYPE P \varnothing 32 mm**
for MIXER TAP
with red and blue indicators



RIVER A800/1071

RIVER 800/1071

- 3359637 SINGLE-HOLE MIXER 81405**
 with pre-wash unit
 spindles with ceramic discs
 with non-return valves
 flow rate 36L/min by 3 bar
 with hoses \varnothing 1/8"-1/2" MF x 350 mm
 mounting hole \varnothing 33 mm



RIVER 81405

- 3759267 CERAMIC DISC VALVE \varnothing 1/2" LH 90°**
 for single hole "MAXI" \varnothing 1/2"



RIVER A800/52/2

RIVER 800/52/2

- 3359650 DISHWASHER SPRAY HEAD \varnothing 1/2" M 800/1000**
 chromed brass with technopolymere handle
 gradual closing anti water hammering
 incorporated flow rate regulator
 perforated grid with concentric jet in hostaform
 scale remover
 soft rubber protection ring
 flow rate 16 l/min 3 bar



RIVER 800/1000

- 3359811 KNOB TYPE P \varnothing 32 mm**
 for MIXER TAP
 with red and blue indicators



RIVER A800/1071

RIVER 800/1071

Suitable for:

- 3359790 ABS SPRING SUPPORT**



RIVER A800/1012/2

RIVER 800/1012/2

- 3459013 CERAMIC DISC VALVE \varnothing 1/2" RH 90°**
 for single hole "MAXI" \varnothing 1/2"



RIVER A800/52/1

RIVER 800/52/1

- 3359840 FORK SUPPORT**



RIVER A800/1012

RIVER 800/1012

- 3359830 PRE-WASHING KIT**



RIVER A800/1010

RIVER 800/1010



Suitable for:

3359656 SHOWER HOSE \varnothing 1/2" FF 110 cm
stainless steel 18/10 double braid
covered with grey PVC
nickel-plated brass coupling \varnothing 1/2"F



RIVER A800/1009

3359638 SINGLE-HOLE MIXER 81406/1
with pre-wash unit
spindles with ceramic discs
change over spindle with ceramic disks
with non-return valves
flow rate 36 L/min by 3 bar
with hoses \varnothing 1/8"-1/2" M Fx350 mm
spout \varnothing 20x240 mm
mounting hole \varnothing 33 mm



RIVER 81406/1

3759267 CERAMIC DISC VALVE \varnothing 1/2" LH 90°
for single hole "MAXI" \varnothing 1/2"



RIVER A800/52/2

RIVER 800/52/2

3359650 DISHWASHER SPRAY HEAD \varnothing 1/2" M 800/1000
chromed brass with technopolymere handle
gradual closing anti water hammering
incorporated flow rate regulator
perforated grid with concentric jet in hostaform
scale remover
soft rubber protection ring
flow rate 16 l/min 3 bar



RIVER 800/1000

RIVER



Suitable for:

3359601 SHOWER UNIT WALL MOUNT



RIVER A800/1011

RIVER 800/1011

3359790 ABS SPRING SUPPORT



RIVER A800/1012/2

RIVER 800/1012/2

3459013 CERAMIC DISC VALVE \varnothing 1/2" RH 90°
for single hole "MAXI" \varnothing 1/2"



RIVER A800/52/1

RIVER 800/52/1

3359840 FORK SUPPORT



RIVER A800/1012

RIVER 800/1012



Suitable for:

3359811 KNOB TYPE P ø 32 mm
for MIXER TAP
with red and blue indicators



RIVER A800/1071

RIVER 800/1071

3359656 SHOWER HOSE ø 1/2" FF 110 cm
stainless steel 18/10 double braid
covered with grey PVC
nickel-plated brass coupling ø 1/2"F



RIVER A800/1009

3359820 SPOUT TYPE S ø 20x250 mm



RIVER A800/1021

RIVER 800/1021

3359810 TYPE P KNOB ø 30 mm



RIVER A800/1069

3359384 SINK SINGLE-LEVER MIXER 800/2678/3
with pre-wash set
with extractable hose and balance weight
single lever cartridge with ceramic discs
shock-proof technopolymer handle
with check valves
flowrate 16L/min
mounting hole ø 33 mm




RIVER 800/2678/3

RIVER



Suitable for:

3359830 PRE-WASHING KIT



RIVER A800/1010

RIVER 800/1010

3359601 SHOWER UNIT WALL MOUNT



RIVER A800/1011

RIVER 800/1011


3359792 TAP WORM WITH CERAMIC DISKS
for type P ø 30 mm and type ACTIVE ø 30 mm knobs



RIVER A4500/53

RIVER M4500/53

3359388 DISHWASHER SHOWER 800/2000/3
fitting ø 1/2"M
made of chrome-plat.brass with technopol. handle
anti-hammering progressive closing
in-built flowrate adjuster
perforated hostaform grid with concentric jet
scale preventing
soft rubber bumper ring
flowrate at 3 bar 16 L/min




RIVER 800/2000/3



Suitable for:

3359652 MIXER CARTRIDGE

cartridge with ceramic disks
perfect tightness even with high pressures
stiffened nylon control rod
sliding rotation even with changes
of temperature
silicon compound sealing ring



RIVER A800/1080

RIVER 800/1080

RIVER



Suitable for:

3359861 TECHNOLYMER LEVER 283 190 mm



RIVER A800/1050

RIVER 800/1050

3359381 SINK SINGLE-LEVER MIXER 86707

with pre-wash set
with extractable hose and balance weight
single lever cartridge with ceramic discs
shock-proof technopolymer handle
with check valves
flowrate 16L/min
mounting hole \varnothing 33 mm



RIVER 86707

3359386 SINK SINGLE-LEVER MIXER MINISSET R1010/31

shower mod. "ACTIV 3"
single-lever cartridge with ceramic disks
diverter headwork with ceramic discs
chrome-plated lever handle
supply spout \varnothing 20x240 mm
with non-return valves
capacity 16 L/ min a 3 bar
mounting hole \varnothing 33 mm



RIVER R1010/31

3359790 ABS SPRING SUPPORT



RIVER A800/1012/2

RIVER 800/1012/2

3359841 ACTIVE SHOWER SUPPORT



RIVER A800/1200

RIVER 800/1200

3359784 CHROME PLATED LEVER FOR ACTIVE MODEL



RIVER A800/1209


RIVER 800/1209



Suitable for:

3359388 DISHWASHER SHOWER 800/2000/3

fitting \varnothing 1/2"M
made of chrome-plat.brass with technopol. handle
anti-hammering progressive closing
in-built flowrate adjuster
perforated hostaform grid with concentric jet
scale preventing
soft rubber bumper ring
flowrate at 3 bar 16 L/min



RIVER 800/2000/3

3359287 S/STEEL SHOWER HOSE \varnothing 1/2"FF 600 mm

PVC coated



RIVER A800/1009/3

RIVER 800/1009/3

3359382 SINK SINGLE-LEVER MIXER 800/2627


with pre-washing kit
with special shower without lever
with extractable hose complete with counterweight
single-lever cartridge with ceramic discs
chrome-plated handle lever
with non-return valves
flowrate 16 L/min
mounting hole 33 mm



RIVER 800/2627

3359652 MIXER CARTRIDGE

cartridge with ceramic disks
perfect tightness even with high pressures
stiffened nylon control rod
sliding rotation even with changes
of temperature
silicon compound sealing ring



RIVER A800/1080

RIVER 800/1080


RIVER



Suitable for:

3359652 MIXER CARTRIDGE

cartridge with ceramic disks
perfect tightness even with high pressures
stiffened nylon control rod
sliding rotation even with changes
of temperature
silicon compound sealing ring



RIVER A800/1080

RIVER 800/1080

3359792 TAP WORM WITH CERAMIC DISKS

for type P \varnothing 30 mm and type ACTIVE \varnothing 30 mm knobs



RIVER A4500/53

RIVER M4500/53

3359784 CHROME PLATED LEVER FOR ACTIVE MODEL



RIVER A800/1209

RIVER 800/1209

3359389 SHOWER WITHOUT LEVER 800/999/3

fitting \varnothing 1/2"M
made of chrome-plat.brass with technopol. handle
perforated hostaform grid with concentric jet
scale preventing
soft rubber bumper ring
flowrate at 3 bar 16 L/min



RIVER 800/999/3



Suitable for:

Suitable for:

3359383 SINK SINGLE-LEVER MIXER 800/2677


with pre-washing kit
with special shower without lever
with extractable hose complete with counterweight
single-lever cartridge with ceramic discs
with shockproof technopolymere handle
with non-return valves
flowrate 16 L/min
mounting hole 33 mm



RIVER 800/2677

3359652 MIXER CARTRIDGE

cartridge with ceramic disks
perfect tightness even with high pressures
stiffened nylon control rod
sliding rotation even with changes
of temperature
silicon compound sealing ring



RIVER A800/1080

RIVER 800/1080

3359389 SHOWER WITHOUT LEVER 800/999/3

fitting $\varnothing 1/2"$ M
made of chrome-plat.brass with technopol. handle
perforated hostaform grid with concentric jet
scale preventing
soft rubber bumper ring
flowrate at 3 bar 16 L/min



RIVER 800/999/3

3359861 TECHNOLYMER LEVER 283 190 mm



RIVER A800/1050

RIVER 800/1050

3759214 SPECIAL PRE-WASH KIT COUNTER "EUROPA"

shower mod. "ACTIV 3"
fastening support on counter top $\varnothing 50$ mm
connection $\varnothing 1/2"$
mounting hole $\varnothing 28$ mm
mounting hole $\varnothing 28$ mm



RIVER R1020

3759215 SPECIAL PRE-WASH KIT COUNTER "EUROPA"

shower mod. "ACTIV 3"
fastening support on counter top $\varnothing 50$ mm
connection $\varnothing 1/2"$
shower capacity 16L/min a 3 bar
ceramic disk valve 90°
shower capacity 16 L/min per 3 bar
tap capacity 32L/ min a 3 bar
mounting hole $\varnothing 28$ mm



RIVER R1021

3358026 SPOUT "BAIN MARIE" ADJUSTABLE $\varnothing 20$ mm

mounting hole 27 mm
washer $\varnothing 50$ mm



RIVER 80008/8

3359647 TABLEWARE PRE-WASH UNIT 80006/1

connection $\varnothing 1/2"$
change over spindle with ceramic disks
spout $\varnothing 20 \times 240$ mm
mounting hole $\varnothing 28$ mm



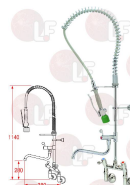
RIVER 80006/1

- 3759193 TWO-HOLE WALL MOUNTED PRE-WASH KIT "EUR**
 ceramic disc valves 90° rotation
 with low power consumption shower 6 l/min 1÷8 bar
 non-return valves
 capacity 16L/min a 3 bar
 connections \varnothing 1/2
 distance between holes 155 mm
 mounting hole \varnothing 22 mm



RIVER 824011/6

- 3759195 TWO-HOLE WALL MOUNTED PRE-WASH KIT "EUR**
 connections \varnothing 1/2"
 ceramic disc valves rotation 90°
 with low power consumption shower 6 l/min 1÷8 bar
 with non-return valves
 half tube spout \varnothing 20 x 240 mm
 capacity 16L / min per 3 bar
 distance between holes 155 mm
 mounting hole \varnothing 22 mm



RIVER 824011/26

- 3359626 TWO-HOLE MIXER 82305**
 with pre-washing unit
 spindles with ceramic discs
 with non-return valves
 flowrate 55 L/min by 3 bar
 mounting hole 22 mm
 distance between holes 155 mm



RIVER 82305

- 3359627 TWO-HOLE MIXER 82306**
 with pre-washing unit
 spindles with ceramic discs
 with non-return valves
 flowrate 55 L/min by 3 bar
 spout \varnothing 20x240 mm
 mounting hole 22 mm
 distance between holes 155 mm



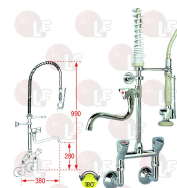
RIVER 82306

- 3359628 TWO-HOLE MIXER 82307**
 with pre-washing unit
 spindles with ceramic discs
 with non-return valves
 flowrate 55 L/min by 3 bar
 mounting hole 22 mm
 distance between holes 130÷180 mm



RIVER 82307

- 3359629 TWO-HOLE MIXER 82308**
 with pre-washing unit
 spindles with ceramic discs
 with non-return valves
 flowrate 55 L/min by 3 bar
 spout \varnothing 20x240 mm
 mounting hole 22 mm
 distance between holes 130÷180 mm



RIVER 82308



RIVER



Suitable for:

3359639 TWO-HOLE MIXER 82315
with pre-wash unit
oil bath spindles
with non-return valves
flow rate 55 L/min by 3 bar
mounting hole \varnothing 22 mm
distance between holes 155 mm



RIVER 82315

Suitable for:

3359640 TWO-HOLE MIXER 82316
with pre-wash unit
oil bath spindles
with non-return valves
flow rate 55 L/min by 3 bar
spout \varnothing 20x240 mm
mounting hole \varnothing 22 mm
distance between holes 155 mm



RIVER 800/2296

RIVER 82316

3359642 TWO-HOLE MIXER 82406/1
with pre-wash unit
spindles with ceramic discs
with non-return valves
flow rate 55 L/min by 3 bar
spout \varnothing 20x240 mm
mounting hole \varnothing 22 mm
distance between holes 155 mm



RIVER 82406/1

3759190 TWO-HOLE PRE-WASH KIT "EUROPA"
ceramic disc valves 90° rotation
with non-return valves
capacity 16 L / min per 3 bar
extension cable h 60 mm
distance between holes 155 mm
connections d 1/2"
mounting hole \varnothing 22 mm



RIVER 82409/2

3759191 TWO-HOLE PRE-WASH KIT "EUROPA"
ceramic disc valves 90° rotation
with low power consumption shower 6 l/min 1÷8 bar
non-return valves
capacity 16L/min a 3 bar
connections \varnothing 1/2"
distance between holes 155 mm
mounting hole \varnothing 22 mm



RIVER 82409/26

3759192 TWO-HOLE PRE-WASH KIT "EUROPA"
ceramic disc valves 90° rotation
with low power consumption shower 6 l/min 1÷8 bar
non-return valves
capacity 16L/min a 3 bar
half tube spout \varnothing 20 x 240 mm
connections d 1/2"
distance between holes 155 mm
mounting hole \varnothing 22 mm



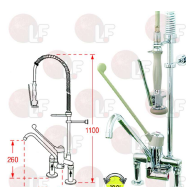
RIVER 824010/6

Suitable for:

Suitable for:

3359649 TWO-HOLE SINGLE LEVER MIXER 89605/3

with pre-wash unit
single lever cartridge with ceramic disks
change over spindle with ceramic disks
spout \varnothing 20x350 mm
connections \varnothing 3/4"MM
technopolymere crashproof handle
with non-return valves
flow rate 26 L/min by 3 bar
mounting hole \varnothing 27 mm
distance between holes 155 mm



RIVER 89605/3

3359527 TWO-HOLE SINGLE-LEVER MIXER 89505/3

with pre-washing unit
single-control cartridge with ceramic disks
deviator spindle with ceramic disks
spout \varnothing 20x195 mm
coupling \varnothing 3/4"MM
with shockproof technopolymer handle
with non-return valves
flowrate 26 L/min by 3 bar
mounting hole 27 mm
distance between holes 155 mm



RIVER 89505/3

RIVER 89505/3LF

3759194 TWO-HOLE WITH PRE-WASHING KIT "EUROPA"

connections \varnothing 1/2"
ceramic disc valves revolution 90°
with low power consumption shower 6 L/min 1÷8 bar
spout at half pipe \varnothing 20 x 240 mm
with non-return valves
capacity 16 L/min per 3 bar
distance between holes 155 mm
extension h 60 mm
mounting hole \varnothing 22 mm



RIVER 824010/26

3359526 WALL MOUNTED TWO-HOLE SINGLE-LEVER 89507/2

with pre-washing unit
single-control cartridge with ceramic disks
deviator spindle with ceramic disks
coupling \varnothing 3/4"MM
with crush- and shockproof technopolymer handle
spout \varnothing 20x450 mm
with non-return valves
flowrate 26 L/min by 3 bar
mounting hole 27 mm
distance between holes 155 mm



RIVER 89507/2

3359762 WALL MOUNTED SINGLE LEVER MIXER 800/2427

with ceramic discs cartridge
pre-wash unit with 180° rotation
with 2 non-return valves
connection \varnothing 1/2"
flow rate 16 L/min by 3 bar
distance between holes 125÷175 mm
washers \varnothing 70 mm
chrome-plated brass



RIVER 800/2427

3359790 ABS SPRING SUPPORT



RIVER A800/1012/2

RIVER 800/1012/2

3359841 ACTIVE SHOWER SUPPORT



RIVER A800/1200

RIVER 800/1200

3359784 CHROME PLATED LEVER FOR ACTIVE MODEL



RIVER A800/1209


RIVER 800/1209



Suitable for:

3359753 DISHWASHER SPRAY HEAD ø 1/2" M 800/2000


chromed brass
progressive opening
anti water hammering
concentric water-jet
flow rate 16 l/min 3 bar



RIVER 800/2000

3359652 MIXER CARTRIDGE

cartridge with ceramic disks
perfect tightness even with high pressures
stiffened nylon control rod
sliding rotation even with changes
of temperature
silicon compound sealing ring



RIVER A800/1080

RIVER 800/1080

3359656 SHOWER HOSE ø 1/2" FF 110 cm

stainless steel 18/10 double braid
covered with grey PVC
nickel-plated brass coupling ø 1/2" F



RIVER A800/1009

3359870 SIEVE GRID WITH CONCENTRIC JET



RIVER A800/1202

RIVER 800/1202

RIVER

Suitable for:

3359840 FORK SUPPORT



RIVER A800/1012

RIVER 800/1012

3359830 PRE-WASHING KIT



RIVER A800/1010

RIVER 800/1010

3359601 SHOWER UNIT WALL MOUNT



RIVER A800/1011

RIVER 800/1011



3359763 WALL MOUNTED SINGLE LEVER MIXER 800/2428

with ceramic discs cartridge
pre-wash unit with 180° rotation
change over tap
with ceramic discs rotation 90°
swivel spout \varnothing 20x240 mm
connection \varnothing 1/2"
with 2 non-return valves
flow rate 16L/min by 3 bar
distance between holes 125÷175 mm
washers \varnothing 70 mm
chrome-plated brass



RIVER 800/2428

3359841 ACTIVE SHOWER SUPPORT




RIVER A800/1200

RIVER 800/1200

3359753 DISHWASHER SPRAY HEAD \varnothing 1/2" M 800/2000


chromed brass
progressive opening
anti water hammering
concentric water-jet
flow rate 16 l/min 3 bar



RIVER 800/2000

3359652 MIXER CARTRIDGE

cartridge with ceramic disks
perfect tightness even with high pressures
stiffened nylon control rod
sliding rotation even with changes
of temperature
silicon compound sealing ring



RIVER A800/1080

RIVER 800/1080

Suitable for:

3359790 ABS SPRING SUPPORT



RIVER A800/1012/2

RIVER 800/1012/2

3359784 CHROME PLATED LEVER FOR ACTIVE MODEL



RIVER A800/1209

RIVER 800/1209


3359840 FORK SUPPORT



RIVER A800/1012

RIVER 800/1012

3359830 PRE-WASHING KIT



RIVER A800/1010

RIVER 800/1010



Suitable for:

3359656 SHOWER HOSE \varnothing 1/2" FF 110 cm
stainless steel 18/10 double braid
covered with grey PVC
nickel-plated brass coupling \varnothing 1/2"F



RIVER A800/1009

3359870 SIEVE GRID WITH CONCENTRIC JET



RIVER A800/1202

RIVER 800/1202

3359792 TAP WORM WITH CERAMIC DISKS
for type P \varnothing 30 mm and type ACTIVE \varnothing 30 mm knobs



RIVER A4500/53

RIVER M4500/53

3359645 WALL MOUNTED SINGLE TAP 84017

with pre-wash unit
oil bath spindles
connection \varnothing 1/2"
flow rate 32 L/min by 3 bar
mounting hole \varnothing 22 mm



RIVER 84017

RIVER



Suitable for:

3359601 SHOWER UNIT WALL MOUNT



RIVER A800/1011

RIVER 800/1011

3359820 SPOUT TYPE S \varnothing 20x250 mm



RIVER A800/1021

RIVER 800/1021

Washing showers for ovens

3359718 STAINLESS STEEL HOSE \varnothing 1/2" FF 150 cm
with anti-twist swivel nut



RIVER 800/2015

3359719 STAINLESS STEEL HOSE \varnothing 1/2" FF 200 cm
with anti-twist swivel nut



RIVER 800/2020

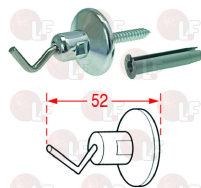


Suitable for:

RIVER



- 3359717 STAINLESS STEEL SUPPORT FOR SPRAY HEAD**
with chromium-plated washer \varnothing 36 mm



RIVER 800/2011


Suitable for:

- 3359731 WALL MOUNTED TAP 800/401**
ceramic disc head valve
fitting \varnothing 1/2"M - washer \varnothing 57 mm



RIVER 800/401

- 3359732 WALL MOUNTED TAP 800/491**
oil bath head valve
fitting \varnothing 1/2"M - washer \varnothing 57 mm



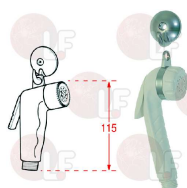
RIVER 800/491

- 3359658 WHITE OVEN WASH SHOWER SET**
with covered hose \varnothing 1/2"FF 150 cm
with wall mounting support
with automatic flowrate adjuster
possible manual or continuous delivery
especially suitably for OVEN WASHING



RIVER R767

- 3359715 WHITE SHOWER CASE \varnothing 1/2"M**
with chrome-plated fastening support
with flow rate automatic adjuster at 8L/min




RIVER R762

RIVER R762/2

RIVER 800/2012

- 3359716 WHITE SHOWER CASE \varnothing 1/2"M**



RIVER 800/2010

Water filling taps

- 3358027 SPOUT "BAIN MARIE" ADJUSTABLE \varnothing 20**
mounting hole 27 mm
washer \varnothing 33 mm




















RIVER 80008/9

The data herewith contained may change without notice and LF SpA cannot be held responsible for possible errors stated or resulting by the use of this document. All rights reserved. No part of this publication may be reproduced without written permission by LF SpA.



Distributing Components, Spare Parts & Accessories in original quality worldwide

-
- | | |
|---|---|
| <p> LF SpA HEADQUARTERS
via Voltri, 80 - 47522 Cesena (FC) ITALY
Tel. +39 0547 34 11 11 - Fax +39 0547 34 11 10
www.lfcomb724.it - www.lfcomb724.mobi - info@lfcomb724.it
Export Dept.: Tel. +39 0547 34 11 50 - Fax: +39 0547 34 11 55
www.lfspareparts724.com - www.lfspareparts724.mobi
export@lfspareparts.com</p> | <p> OOO LF RUSSIAN FEDERATION
Ul. Anatoliya Zhivova, 8 - office 1 - 123100 Moscow
Tel. +7 499 259 85 75
Fax +7 495 725 26 53
www.lfspareparts724.ru
www.lfspareparts724.mobi
info@lfspareparts.ru</p> |
| <p> EPGC Sas FRANCE
13, Rue des Forts - 59960 Neuville en Ferrain
Tel. +33 (0)3 20 25 06 21
Fax +33 (0)3 20 25 34 12
www.epgc.com
www.epgc724.mobi
epgc@epgc.com</p> | <p> LF Repuestos Horeca S.L.U. SPAIN
Calle Ciudad Real, 10 - 45517 Escalonilla - Toledo
Tel. +34 91 477 91 00
Fax +34 91 477 90 81
www.lfrepuestos-horeca724.es
www.lfrepuestos724.mobi
info@lfrepuestos.es</p> |
| <p> LF GmbH GERMANY
Junkersstrasse, 1 - D-82178 Puchheim - München
Tel. +49 89 89 45 78 66
Fax +49 89 89 45 78 88
www.lfersatzteile724.de
www.lfersatzteile724.mobi
info@lfersatzteile.de</p> | <p> LF SpA Cesena (IT) Swiss Branch Steinhausen SWITZERLAND
Sennweidstrasse, 45 - CH-6312 Steinhausen
Tel. +41 (0)41 760 15 80-1
Fax +41 (0)41 760 15 85
www.lfersatzteile724.ch
www.lfersatzteile724.mobi
info@lfersatzteile.ch</p> |
| <p> LF China REPUBLIC OF CHINA
Room 403, No.2, Huadu Mansion, Lane 422, Huanghua Rd.
Minhang Dist. - 201103 Shanghai
Tel. +86 (0)21 33 53 66 31
Fax +86 (0)21 33 53 66 32
www.lfspareparts724.com
www.lfspareparts724.mobi
china@lfspareparts.com</p> | <p> LF Spare Parts Ltd. UNITED KINGDOM
A10a Lakeside Business Park, Broadway Lane
South Cerney, Gloucestershire GL7 5XL
Tel. +44 (0)1285 86 16 25
Fax +44 (0)1285 86 39 49
www.lfspareparts724.co.uk
www.lfspareparts724.mobi
info@lfspareparts.co.uk</p> |
-
- | | |
|---|---|
| <p> AUSTRALIA AND NEW ZEALAND
www.lfspareparts724.com
andrea.calvio@lfspareparts.com</p> | <p> DENMARK
www.lfspareparts724.dk
michael.leth@lfspareparts.com</p> |
| <p> AUSTRIA
www.lfspareparts724.at
ludwig.neier@lfersatzteile.at</p> | <p> SOUTH KOREA
www.lfspareparts724.com
fabio.doni@lfspareparts.com</p> |
| <p> BALKAN COUNTRIES
www.lfspareparts724.com
matija.ramov@lfspareparts.com</p> | <p> TURKEY
www.lyedekparca724.com
basar.ergun@lyedekparca.com</p> |
| <p> BALTIC COUNTRIES
www.lfspareparts724.com
inara.silina@lfspareparts.com</p> | <p> USA AND CANADA
www.lfspareparts724.us
sauro.dallaglio@lfspareparts.us
howard.truitt@lfspareparts.us</p> |
| <p> CENTRAL AND EASTERN EUROPE
www.lfspareparts724.cz
jiri.kremla@lfspareparts.cz</p> | |