



Spare parts for:

## Warewashing equipment



Suitable for:

# COMENDA



This catalogue is automatically generated.  
Therefore, the sequence of the items might  
not be always shown at best.

Updates will be issued in case of additions  
and/or amendments.

*Suitable **universal spare parts** may not be included*





Suitable for:

# COMENDA



Suitable for:

## Air traps

### 3060062 AIR CHAMBER

complete with connecting tube  
for Dishwasher hood type (COMENDA) LC1200 - LC412  
LC700 - LC900  
for Glasswasher/Cupwasher (COMENDA) BC25 - BC25A  
BC30 - BC30A - BR20 - BR20A - FC43 - FC43A  
for Pan/utensilwashing machines (COMENDA) GE100  
GE115 - GE60 - GE65 - GE80



COMENDA 161307

COMENDA 161310

### 3186138 ASBESTOS FREE FLAT GASKET $\varnothing$ 30x21x2 mm for CONVECTION OVEN AR340S



COMENDA 460502

### 3060080 LOCKING NUT STAINLESS STEEL



COMENDA 270121

### 3060089 AIR CHAMBER

for Dishwasher (COMENDA) FC3M



COMENDA 161322

### 3450133 AIR CHAMBER TUBE

length 1745 mm  
for Dishwasher (COMENDA) FC3M



COMENDA 161311

### 3449415 DOUBLE-WIRE CLAMP 34.6-36.4 for hoses $\varnothing$ 34.6÷36.4 mm



COMENDA 450143

Suitable for:

Suitable for:

**3060014 AIR CHAMBER  $\varnothing$  45x125 mm**  
 for Dishwasher (COMENDA) FC53 - FC533 - FC54  
 FC543 - FC544 - F45 - F55 - F65 - F80 - LF315  
 LF320 - LF323 - LF350 - LF450  
 for Dishwasher hood type (COMENDA) C70 - C75  
 LP360  
 for Pan/utensilwashing machines (COMENDA) F90M



COMENDA 161305

**3060000 DUTRAL SEAL 18.5x10x3 mm**  
 for Dishwasher hood type (COMENDA) LC380  
 for Dishwasher pull-through (COMENDA) - Series ACR  
 for Glasswasher/Cupwasher (COMENDA) - Series B  
 Series LBC



COMENDA 200415

**3450061 PRESSURE SWITCH PIPE  $\varnothing$  1/2"**  
 fitting  $\varnothing$  1/2"  
 tube  $\varnothing$  10x120 mm  
 for pressure trapping  
 for Dishwasher hood type (COMENDA) C70 - C75



COMENDA 161306

**3060013 AIR CHAMBER  $\varnothing$  46x72 mm**  
 for Dishwasher conveyor type (COMENDA) - Series NE  
 for Dishwasher hood type (COMENDA) C140 - C85  
 LC380 - LC400  
 for Dishwasher pull-through (COMENDA) - Series ACR  
 AC120 - AC170 - AC200 - Series SE  
 for Glasswasher/Cupwasher (COMENDA) B10T - B11T  
 B12T - Series LBC - Series LBR  
 for Pan/utensilwashing machines (COMENDA) GF90



COMENDA 161303

**3450064 DUTRAL GASKET**  
 for Dishwasher hood type (COMENDA) C70 - C75



COMENDA 200467

**3090078 HEXAGONAL NUT M12 MEDIUM**  
 stainless steel - UNI 5588 - DIN 934 - ISO 4032



COMENDA 260408

**3243469 WASH ARM ASSEMBLY CAP  $\varnothing$  1/2"**  
 for Glasswasher/Cupwasher (COMENDA) BC25 - BC30  
 B15TM



COMENDA 160727

**3060000 DUTRAL SEAL 18.5x10x3 mm**  
 for Dishwasher hood type (COMENDA) LC380  
 for Dishwasher pull-through (COMENDA) - Series ACR  
 for Glasswasher/Cupwasher (COMENDA) - Series B  
 Series LBC



COMENDA 200415



Suitable for:

**3060054** **HEXAGONAL NUT M10 MEDIUM**  
stainless steel - UNI 5588 - DIN 934 - 4032



COMENDA 260407

**3060009** **AIR CHAMBER  $\varnothing$  49x155 mm**  
for Dishwasher conveyor type (COMENDA)  
Series GMC - Series NE - Series NL  
for Dishwasher hood type (COMENDA) C30 - C33 - C34  
for Dishwasher pull-through (COMENDA) - Series AC  
Series ACR - Series SE - Series SNL  
for Pan/utensilwashing machines (COMENDA) GE125  
GE75 - G100L - G101L - G115 - G125 - G50L  
G51L - G60L - G61L - G65 - G65L - G75 - G75L



COMENDA 161301

**3060054** **HEXAGONAL NUT M10 MEDIUM**  
stainless steel - UNI 5588 - DIN 934 - 4032



COMENDA 260407

**3060008** **AIR CHAMBER  $\varnothing$  85x50x35 mm**  
connection 3/4" M



COMENDA 161316

**3060061** **GASKET FLAT  $\varnothing$  38x25x2 mm**



COMENDA 200944

# COMENDA

Suitable for:



**3060000** **DUTRAL SEAL 18.5x10x3 mm**  
for Dishwasher hood type (COMENDA) LC380  
for Dishwasher pull-through (COMENDA) - Series ACR  
for Glasswasher/Cupwasher (COMENDA) - Series B  
Series LBC



COMENDA 200415

**3060060** **AIR CHAMBER RETAINING CAP**  
thread 3/4" - hose-end fitting  $\varnothing$  6 mm



COMENDA 161317

Suitable for:

**3060077 AIR CHAMBER 255 mm**  
 for Dishwasher hood type (COMENDA) C1000E - C1001M  
 C1300E - C1301M - C155 - C165 - C166 - C95  
 for Dishwasher pull-through (COMENDA) - Series AC  
 Series ACS - LAV1000  
 for Pan/utensilwashing machines (COMENDA) GE100  
 GE60 - GE65 - GE80



COMENDA 161308

COMENDA 161323

**3060079 FLAT GASKET EPDM  $\phi$  30x21x2 mm**



COMENDA 200927

**3060085 AIR CHAMBER 260x170 mm**  
 for Dishwasher hood type (COMENDA) C1000EBT  
 LC1200BT - LC700BT - LC900BT



COMENDA 191095

**3060124 PLASTIC RING NUT FOR AIR CHAMBER**



COMENDA 180149

**3060073 PLUG HEXAGONAL MADE OF BRASS**



COMENDA 290105

Suitable for:

**3060078 AIR CHAMBER PIPE**



COMENDA 161312

**3060080 LOCKING NUT STAINLESS STEEL**



COMENDA 270121

**3786653 GASKET FLAT 1"1/2  $\phi$  65x47x2 mm**  
 made of neoprene  
 for Dishwasher (COMENDA) LF322  
 for Dishwasher hood type (COMENDA) C1000E - C1300E  
 LC1200 - LC700 - LC900  
 for Pan/utensilwashing machines (COMENDA) GE60  
 GE65



COMENDA 200498

**5055915 WATER SOFTNER AIR BREAK**  
 dimensions esterne 323x217 mm  
 for Dishwasher (COMENDA) FC3E - FC3M - FC4E - FC4M  
 FC44E



COMENDA 191108

COMENDA 191111



Suitable for:

# COMENDA



Suitable for:

## Axial motors


**5017087 FAN MOTOR A2D250-AA02-75 ø 250 mm**  
230/400V 50/60 Hz 115/150W 0.2/0.24A



COMENDA 100550

## Bearings


**1063005 BEARING 6201 DDU NSK**  
external ø 32mm - internal ø 12mm - thickness 10mm



COMENDA 410126

## Boilers

**3024025 BOILER ø 150x340 mm**  
for Glasswasher/Cupwasher (COMENDA) - Series BHC



COMENDA 330353


COMENDA 330374

**3024066 BOILER ø 150x450 mm**  
for Dishwasher (COMENDA) LFD32E - LFD32EA - LFD32M  
LFD32MA - LF321 - LF321A - LF322 - LF322A  
LF322MP - LF322MPA - LF324 - LF324A - LF325E  
LF325EA - LF700 - LF700A  
for Pan/utensilwashing machines (COMENDA) GF70  
GF70A



COMENDA 330368

**3024007 BOILER ø 155x500 mm**  
for Dishwasher (COMENDA) FC53 - FC533 - FC54  
FC543 - FC544 - F45 - F55 - F65 - F80 - LF315  
LF320  
for Dishwasher hood type (COMENDA) C140 - C155  
C165 - C166 - C30 - C33 - C34 - C75 - C85  
C95 - LC380 - LP360



COMENDA 330307

COMENDA 330331

COMENDA 330342

**5050171 BOILER ø 155x500 mm**  
for Dishwasher hood type (COMENDA) C1000E - C1300E  
C800ERC - LC411M - LC700M - LC900M - XLC



COMENDA 330362

Suitable for:

**3024039 BOILER COUPLING**  
for Dishwasher hood type (COMENDA) LC1200BT  
LC700BT - LC900BT



COMENDA 180420

Suitable for:

**5033882 BOILER STAINLESS STEEL ø 150x690 mm**  
for Dishwasher (COMENDA) GE100 - GE60 - GE65  
GE80



COMENDA 330355

**3024067 COMPLETE BOILER ø 150x630 mm**  
for Dishwasher pull-through (COMENDA) ACL100  
ACL150 - ACRS145 - ACRS205 - ACRS225 - ACRS245  
ACRS260 - ACRS265 - ACRS305 - ACS101 - ACS122  
ACS91 - AC101 - AC122 - AC91 - AC95 - LAV1001  
LAV1501



COMENDA 330320

**3024068 COMPLETE BOILER ø 200x640 mm**  
2 holes for heating element  
for Dishwasher pull-through (COMENDA) ACL100  
ACL150 - ACRS145 - ACRS205 - ACRS225 - ACRS245  
ACRS260 - ACRS265 - ACRS305 - ACR154 - ACR205  
ACR225 - ACR245 - ACR260 - ACR265 - ACR305  
ACS151 - ACS152 - ACS161 - ACS162 - ACS181  
AC100 - AC105 - AC120 - AC150 - AC151 - AC152  
AC170 - AC181 - AC182 - AC200 - AC90 - LAV1000  
LAV1001 - LAV1501 - LVP1001 - LVP1501 - LV1001  
LV1501



COMENDA 330339

**5009483 FITTING BOILER 1/2" x ø 13 mm**  
for DISHWASHER COMENDA ACR-NE-NG



COMENDA 280525

**5007282 FITTING HOSE-END FOR BOILER**  
thread 1/2" - hose-end fittings ø 12 mm



COMENDA 510407



Suitable for:

**3024065 COMPLETE BOILER  $\varnothing$  230x635 mm**  
 3 holes for heating element  
 for Dishwasher conveyor type (COMENDA) - Series NE  
 Series NG - Series NL  
 for Dishwasher pull-through (COMENDA) ACL100  
 ACL150 - ACRS145 - ACRS205 - ACRS225 - ACRS245  
 ACRS260 - ACRS265 - ACRS305 - ACR145 - ACR205  
 ACR225 - ACR245 - ACR260 - ACR265 - ACR305  
 ACS201 - ACS202 - ACS241 - ACS242 - AC120  
 AC135 - AC150 - AC170 - AC200 - AC201 - AC202  
 AC241 - AC242 - LAV1001 - LAV1501 - LV1001  
 LV1501



COMENDA 330322

Suitable for:

**5007282 FITTING HOSE-END FOR BOILER**  
 thread 1/2" - hose-end fittings  $\varnothing$  12 mm



COMENDA 510407

## Bulb sheathes

**3187005 THERMOSTAT SHEATHING  $\varnothing$  1/2"**  
 bulb length 112 mm  
 for Dishwasher (COMENDA)



COMENDA 450508

COMENDA 450515

**3187050 LOCK NUT  $\varnothing$  1/2"**  
 with milled seat for gasket  
 with gasket  $\varnothing$  26 mm  
 for Dishwasher (COMENDA)



COMENDA 270101

COMENDA 270101+460502

**3187006 THERMOSTAT SHEATHING  $\varnothing$  1/2"**  
 bulb length 130 mm  
 for Dishwasher (COMENDA)



COMENDA 450514

COMENDA 450516

**3186138 ASBESTOS FREE FLAT GASKET  $\varnothing$  30x21x2 mm**  
 for CONVECTION OVEN AR340S



COMENDA 460502

**3187050 LOCK NUT  $\varnothing$  1/2"**  
 with milled seat for gasket  
 with gasket  $\varnothing$  26 mm  
 for Dishwasher (COMENDA)



COMENDA 270101

COMENDA 270101+460502



Suitable for:

Suitable for:

**3187007 THERMOSTAT SHEATHING  $\varnothing$  1/2"**  
bulb length 115 mm




COMENDA 450520

**3187008 THERMOSTAT SHEATHING  $\varnothing$  1/2"**  
bulb length 54 mm  
for Dishwasher (COMENDA) - Series F  
for Dishwasher hood type (COMENDA) C70 - C75



COMENDA 450519

**3187050 LOCK NUT  $\varnothing$  1/2"**  
with milled seat for gasket  
with gasket  $\varnothing$  26 mm  
for Dishwasher (COMENDA)



COMENDA 270101

COMENDA 270101+460502

## Bushings

**3743210 BUSHING**



COMENDA 190652

**3243014 BUSHING FOR ARM**  
for Dishwasher (COMENDA) F2 - F3 - F300  
for Dishwasher hood type (COMENDA) C30



COMENDA 190615

**5035746 BUSHING FOR RINSE ARM**  
per LAVASTOVIGLIE serie AC



COMENDA 332135

**3243091 GASKET FOR ARM**  
for Dishwasher conveyor type (COMENDA) - Series N  
for Dishwasher pull-through (COMENDA) - Series S  
Series SE



COMENDA 200480

**3743734 BUSHING FOR WASH ARM ASSEMBLY**  
internal  $\varnothing$  22 mm - height 32 mm  
for Pan/utensilwashing machines (COMENDA) GE100  
GE115 - GE65 - GE80 - G60



COMENDA 190669

**5049618 BUSHING M3 CIRCUIT BOARD FIXING**  
for Dishwasher (COMENDA) FC3 - FC4



COMENDA 330893



Suitable for:

**5047249 BUSHING REDUCTION WASHPIPE**  
 external  $\varnothing$  35/32 mm - hole  $\varnothing$  18 mm  
 height 20 mm  
 for Dishwasher (COMENDA) C1001M - C1301M - LC1200  
 LC412 - LC700 - LC900



COMENDA 190674

Suitable for:

**3743065 RINSE ARM ASSY BUSH**  
 $\varnothing$  internal 16 mm.



COMENDA H34383


COMENDA 190670

**3743212 RINSE ARM BUSHING**



COMENDA 190656

**3743067 STAINLESS STEEL RINSE ARM ASSY BUSH**  
 for Pan/utensilwashing machines (COMENDA)  
 Series G - Series GE



COMENDA 190642

## Capacitors, electrical

**3068019 CAPACITOR  $\mu$ F 12.5 450V 50/60Hz**  
 operating temperature  $-25+85^{\circ}\text{C}$   
 in compliance with EEC 93/68 and 92/31 regulations



COMENDA 631207

**3068024 CAPACITOR  $\mu$ F 16 450V 50/60Hz**  
 operating temperature  $-25+85^{\circ}\text{C}$   
 in compliance with EEC 93/68 and 92/31 regulations



COMENDA 631202

**3068010 CAPACITOR  $\mu$ F 6.3 450V 50/60Hz**  
 operating temperature  $-25+85^{\circ}\text{C}$   
 in compliance with EEC 93/68 and EEC 92/31 regulat



COMENDA 631216

## Caps

**5023357 CAP CHROME-PLATED BRASS M1/8"**



COMENDA 290121

**5020945 TAP SNAP HEYCO  $\varnothing$  8**



COMENDA 160720

## Castors, rollers and accessories

**3346026 BASKET SLIDING WHEEL  $\varnothing$  32 mm**  
for Pan/utensilwashing machines (COMENDA) G100L  
G115L - G125L



COMENDA 170337

**7150188 SLIDING WHEEL CHAIN GMC**  
external  $\varnothing$  24 mm



COMENDA 170336

## Clamps

**3449402 DOUBLE-WIRE CLAMP 7.8-8.3 - 100 PCS**  
for hoses  $\varnothing$  7.8÷8.3 mm



COMENDA 450115

**3449404 DOUBLE-WIRE CLAMP 8.8-9.3 - 100 PCS**  
for hoses  $\varnothing$  8.8÷9.3 mm



COMENDA 450134

**3449405 DOUBLE-WIRE CLAMP 9.8-10.4 - 100 PCS**  
for hoses  $\varnothing$  9.8÷10.4 mm



COMENDA 450125

**3449451 HOSE CLAMP 10-16**  
for pipes  $\varnothing$  10÷16 mm  
made of stainless steel AISI 304  
height 9 mm and screw E7  
suitable for food industry



COMENDA 450102

**3449462 HOSE CLAMP 12-20**  
for pipes  $\varnothing$  12÷20 mm  
made of stainless steel AISI 304  
height 9 mm and screw E7  
suitable for food industry



COMENDA 450103

**3449466 HOSE CLAMP 16-27**  
for pipes  $\varnothing$  16÷27 mm  
made of stainless steel AISI 304  
height 12 mm and screw E7  
suitable for food industry



COMENDA 450104



Suitable for:

# COMENDA



**3449467 HOSE CLAMP 23-35**  
for pipes  $\varnothing$  23÷35 mm  
made of stainless steel AISI 304  
height 12 mm and screw E7  
suitable for food industry



COMENDA 450114

**3449453 HOSE CLAMP 25-40**  
for pipes  $\varnothing$  25÷40 mm  
made of stainless steel AISI 304  
height 9 mm and screw E7  
suitable for food industry



COMENDA 450139

**3449468 HOSE CLAMP 25-40**  
for pipes  $\varnothing$  25÷40 mm  
made of stainless steel AISI 304  
height 12 mm and screw E7  
suitable for food industry



COMENDA 450105

**3449470 HOSE CLAMP 32-50**  
for pipes  $\varnothing$  32÷50 mm  
made of stainless steel AISI 304  
height 12 mm and screw E7  
suitable for food industry



COMENDA 450106

**3449456 HOSE CLAMP 50-70**  
for pipes  $\varnothing$  50÷70 mm  
made of stainless steel AISI 304  
height 9 mm and screw E7  
suitable for food industry



COMENDA 450119

**3449474 HOSE CLAMP 50-70**  
for pipes  $\varnothing$  50÷70 mm  
made of stainless steel AISI 304  
height 12 mm and screw E7  
suitable for food industry



COMENDA 450109

**3449457 HOSE CLAMP 60-80**  
for pipes  $\varnothing$  60÷80 mm  
made of stainless steel AISI 304  
height 9 mm and screw E7  
suitable for food industry



COMENDA 450127



## Contact thermostats

### 3443023 CONTACT THERMOSTAT 50°C-58°C

1 contact NO  
1 contact NC  
15A 250V  
for Dishwasher (COMENDA) - Series LF - LF320  
for Glasswasher/Cupwasher (COMENDA) - Series B  
Series BC - Series BHC - Series BR - Series LB  
Series LBC - Series LBR



COMENDA 120524

### 3443024 THERMOSTAT GASKET



COMENDA 200494

## Contactors

### 3454070 CONTACTOR ABB A9-30-10


9A 400V 4Kw - coil 24V 50/60Hz  
3 normally open contacts  
1 normally open auxiliary contact  
for Dishwasher conveyor type (COMENDA)  
Series GMC - Series NE - Series NG - Series NL  
for Dishwasher pull-through (COMENDA) ACL100  
ACL150 - ACRS145 - ACRS205 - ACRS225 - ACRS245  
ACRS260 - ACRS265 - ACRS305 - ACS101 - ACS122  
ACS151 - ACS152 - ACS161 - ACS162 - ACS181  
ACS182 - ACS201 - ACS202 - ACS241 - ACS242  
ACS91 - AC101 - AC122 - AC151 - AC152 - AC181  
AC182 - AC201 - AC202 - AC241 - AC242 - AC91



COMENDA 120468

### 3446034 CONTACTOR ABB B6-30-01

6A 400V 4Kw - coil 230V 50/60Hz  
3 normally open contacts  
1 normally closed auxiliary contact  
for Dishwasher (COMENDA) - Series FC - Series FCHR  
for Glasswasher/Cupwasher (COMENDA) - Series BC  
Series BHC



COMENDA 120461

### 3351220 CONTACTOR AEG LS11K 25A 400V 11Kw

coil 230V 50/60Hz  
3 contacts NO  
no auxiliary contact



COMENDA 4807226

### 3351211 CONTACTOR AEG LS4K 9A 230V 4Kw

coil 230V 50/60Hz  
3 normally open contacts  
1 normally closed auxiliary contact



COMENDA 120438



Suitable for:

**3351212 CONTACTOR AEG LS4K 9A 230V 4Kw**  
coil 230V 50/60Hz  
3 normally open contacts  
1 normally open auxiliary contact



COMENDA 120444

Suitable for:

**3351216 CONTACTOR AEG LS4K 9A 24V 4Kw**  
coil 24V 50/60Hz  
3 normally open contacts  
1 normally open auxiliary contact



COMENDA 120418

COMENDA 120428

**3351218 CONTACTOR AEG LS7K 18A 230V 7.5Kw**  
coil 230V 50/60Hz  
3 normally open contacts  
1 normally open auxiliary contact



COMENDA 120435

**3351219 CONTACTOR AEG LS7K 18A 230V 7.5Kw**  
coil 230V 50/60Hz  
4 normally open contacts  
no auxiliary contact



COMENDA 4811123

**3446562 CONTACTOR LOVATO BF0901A**  
coil 9A 230V 50/60Hz 4.2Kw  
3 normally open contacts  
1 normally closed auxiliary contact



COMENDA 120481

**5007746 SWITCH HANDLE**  
base 65x65 mm



COMENDA 450330

**3351018 THERMAL RELAY ABB TA25DU**  
4.5÷6.5A  
1 normally open contact  
1 normally closed contact  
for Dishwasher pull-through (COMENDA) ACCS151  
ACCS251 - ACCS351 - ACS101 - ACS101D - ACS122  
ACS122D - AC101 - AC122 - AC151 - AC152  
AC181 - AC182 - AC241 - AC242



COMENDA 120864

**3351092 THERMAL RELAY LOVATO 2.5/4A 230V**  
for Dishwasher hood type (COMENDA) C1000E - C1001M  
C1300E - C1301M - LC1200 - LC412 - LC700  
LC900



COMENDA 120869



## Controllers and changeover switches

**3322181 CONTROLLER HA4M16 4 CAMS**  
 150 seconds cycle  
 220/240V 50/60Hz  
 without pin  
 for Dishwasher (COMENDA) F45



COMENDA 120212

COMENDA 120263

**3322004 CONTROLLER HFD2M16 2 CAMS**  
 120 seconds cycle  
 rinse 18 seconds  
 220/240V 50/60Hz  
 anticlockwise rotation  
 square pin 5x5 mm



COMENDA 120213

**3322005 CONTROLLER HFD3M16 3 CAMS**  
 210 seconds cycle  
 rinse 18 seconds  
 220/240V 50/60Hz  
 anticlockwise rotation  
 square pin 5x5 mm  
 for Dishwasher (COMENDA) B41 - B42 - F2 - F3  
 for Dishwasher hood type (COMENDA) C33 - C34



COMENDA 120208

**3322007 CONTROLLER HH3M16 3 CAMS**  
 60 seconds cycle  
 rinse 18 seconds  
 220/240V 50/60Hz  
 clockwise rotation  
 without pin  
 for Dishwasher (COMENDA)



COMENDA 120224

**3322008 CONTROLLER HH3M16 3 CAMS**  
 90 seconds cycle  
 rinse 18 seconds  
 220/240V 50/60Hz  
 clockwise rotation  
 without pin  
 for Pan/utensilwashing machines (COMENDA) G66



COMENDA 120228

**3322009 CONTROLLER HH3M16 3 CAMS**  
 120 seconds cycle  
 rinse 18 seconds  
 220/240V 50/60Hz  
 clockwise rotation  
 without pin  
 for Glasswasher/Cupwasher (COMENDA) B10 - B11  
 B16 - B19



COMENDA 120225



Suitable for:

# COMENDA



**3322010 CONTROLLER HH3M16 3 CAMS**  
 150 seconds cycle  
 rinse 18 seconds  
 220/240V 50/60Hz  
 clockwise rotation  
 without pin  
 for Dishwasher (COMENDA) F45 - F65 - R40



COMENDA 120220

Suitable for:

**3322175 CONTROLLER HH3M16 3 CAMS**  
 for REGENERATION  
 20 minutes cycle  
 220/240V 50/60Hz  
 without pin  
 for Dishwasher (COMENDA) LBC  
 for Glasswasher/Cupwasher (COMENDA) - Series LBR



COMENDA 120277

**3322012 CONTROLLER HH4M16 4 CAMS**  
 20 minutes cycle  
 220/240V 50/60Hz  
 clockwise rotation  
 without pin  
 for Dishwasher (COMENDA) B25 - B32  
 for Glasswasher/Cupwasher (COMENDA) B12 - B14T  
 B15T - B16T - B18T - B19T



COMENDA 120214


**3322180 CONTROLLER HH4M16 4 CAMS**  
 120 seconds cycle  
 220/240V 50/60Hz  
 without pin  
 for Dishwasher (COMENDA) T  
 for Glasswasher/Cupwasher (COMENDA) B11T



COMENDA 120243


COMENDA 120262

**3322150 CONTROLLER HL6M16 6 CAMS**  
 1st cycle 55 seconds  
 2nd cycle 85 seconds  
 3rd cycle 120 seconds  
 220/240V 50/60Hz  
 without pin  
 for Dishwasher hood type (COMENDA) C140




COMENDA 120267

**3322013 CONTROLLER H4M16 4 CAMS**  
 360 seconds cycle  
 rinse 17 seconds  
 220/240V 50/60Hz  
 anticlockwise rotation  
 without pin  
 for Dishwasher hood type (COMENDA) C30



COMENDA 120217

**3322096 CONTROLLER P255 4 CAMS**  
 180 seconds cycle  
 230V 50/60Hz



COMENDA 120264

**3322099 CONTROLLER P255 6 CAMS**  
 1st cycle 75 seconds  
 2nd cycle 120 seconds  
 3rd cycle 180 seconds  
 230V 50/60Hz  
 without pin  
 for Dishwasher hood type (COMENDA) C75 - C85  
 LC900



COMENDA 120209

COMENDA 120266



Suitable for:

**3322100 CONTROLLER P255 6 CAMS**  
 1st cycle 60 seconds  
 2nd cycle 85 seconds  
 3rd cycle 120 seconds  
 230V 50/60Hz  
 without pin  
 for Dishwasher hood type (COMENDA) C140 - C155  
 LC1200 - LC400 - LC412



COMENDA 120267


Suitable for:

**3322101 CONTROLLER P255 6 CAMS**  
 1st cycle 90 seconds  
 2nd cycle 120 seconds  
 3rd cycle 180 seconds  
 230V 50/60Hz  
 without pin  
 for Dishwasher (COMENDA) LC7000  
 for Dishwasher hood type (COMENDA) C70 - LP360




COMENDA 120275

**3322102 CONTROLLER P255 6 CAMS**  
 1st cycle 90 seconds  
 2nd cycle 120 seconds  
 3rd cycle 180 seconds  
 24V 50/60Hz  
 without pin  
 for Dishwasher hood type (COMENDA) C85



COMENDA 120276

**3322108 CONTROLLER P255 6 CAMS**  
 1st cycle 65 seconds  
 2nd cycle 120 seconds  
 3rd cycle 180 seconds  
 230V 50/60Hz  
 for Dishwasher hood type (COMENDA) C95




COMENDA 121218

**3322093 CONTROLLER P265 3 CAMS**  
 120 seconds cycle  
 230V 50/60Hz  
 without pin  
 for drain pump  
 for Dishwasher (COMENDA) BHC - FC - LF  
 for Pan/utensilwashing machines (COMENDA) F90M



COMENDA 120290

**3322094 CONTROLLER P265 3 CAMS**  
 20 minutes cycle  
 230V 50/60Hz  
 without pin  
 for regeneration  
 for Dishwasher (COMENDA) BC - BR - FL43




COMENDA 120291

**3322095 CONTROLLER P265 4 CAMS**  
 120 seconds cycle  
 230V 50/60Hz  
 without pin  
 for Dishwasher (COMENDA) BC - BR - C43 - C48



COMENDA 120279

**3322199 CONTROLLER P265 5 CAMS**  
 1st cycle 180 seconds  
 2nd cycle 40 seconds  
 230V 50/60Hz  
 for Dishwasher (COMENDA) FC54



COMENDA 121217




Suitable for:

# COMENDA




**3322214 CONTROLLER P265 5 CAMS**  
 1st cycle 40 seconds  
 2nd cycle 180 seconds  
 230V 50/60Hz  
 for Dishwasher (COMENDA) FC53  
 for Glasswasher/Cupwasher (COMENDA) FC43




COMENDA 120292

**3322215 CONTROLLER P265 5 CAMS**  
 1st cycle 150 seconds  
 2nd cycle 40 seconds  
 230V 50/60Hz  
 for Dishwasher (COMENDA) FC533 - FC543 - FC543A  
 FC544




COMENDA 121208

**3322182 CONTROLLER 4904DV 5 CAMS**  
 1st cycle 100 seconds  
 2nd cycle 150 seconds  
 230V 50/60Hz  
 for Dishwasher (COMENDA) F65



COMENDA 120268

**3322183 CONTROLLER 4905DV 5 CAMS**  
 1st cycle 4 seconds  
 2nd cycle 180 seconds  
 230V 50/60Hz  
 for Dishwasher (COMENDA) F20 - F55




COMENDA 120256

COMENDA 120269

COMENDA 120269A


**3322184 CONTROLLER 4905DV 5 CAMS**  
 1st cycle 75 seconds  
 2nd cycle 120 seconds  
 230V 50/60Hz  
 for Dishwasher (COMENDA) F80



COMENDA 120270

## Curtains

**3443311 INLET/OUTLET CURTAIN 620x480 mm**  
 with hole for rod  
 for Dishwasher pull-through (COMENDA) - Series AC  
 Series ACR - S1600 - S2200 - S2900



COMENDA 190906

COMENDA 190910

**5007585 BRACKET UPPER DROP DOWN**



COMENDA 330715



Suitable for:

**3443312 CURTAIN ROD 750 mm**  
for Dishwasher pull-through (COMENDA) - Series SE



COMENDA 341210

**3443305 INLET/OUTLET CURTAIN 690x420 mm**  
with hole for rod  
for Dishwasher conveyor type (COMENDA) - Series N



COMENDA 190909

**3443309 RINSE CURTAIN 620x250 mm**  
with hole for rod  
for Dishwasher pull-through (COMENDA) - Series SE



COMENDA 190913

COMENDA 331346

# COMENDA



Suitable for:

**3443055 CURTAIN SHAFT 660 mm**



COMENDA 340422

**3443312 CURTAIN ROD 750 mm**  
for Dishwasher pull-through (COMENDA) - Series SE



COMENDA 341210

**3443312 CURTAIN ROD 750 mm**  
for Dishwasher pull-through (COMENDA) - Series SE



COMENDA 341210

## Door catches

**3398086 CATCH**  
for Dishwasher (COMENDA) LF321 - LF322 - LF324  
LF325E - LF325EA - LF700M - LF700MA



COMENDA 180508

**3398019 COMPLETE DOOR CATCH**  
for Glasswasher/Cupwasher (COMENDA) - Series BC  
Series BR - Series FC



COMENDA 180506

**3398084 CAP FOR DOOR FRAME HOLE**  
for Dishwasher (COMENDA) - Series BC - Series BR  
Series FC



COMENDA 160772



Suitable for:

**3398031 STAINLESS STEEL SCREW TB 4X10**



COMENDA 260238

# COMENDA




Suitable for:

**3398004 DOOR CATCH**  
for Dishwasher (COMENDA) - Series F  
for Glasswasher/Cupwasher (COMENDA) - Series B



COMENDA 381403

**3398085 8 mm LOCK WITH 2 BALL BEARING PAWL**  
for Dishwasher (COMENDA) - Series NE - Series NG



COMENDA 441503

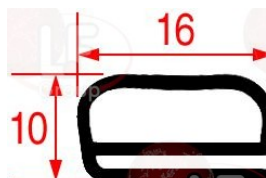
## Door gaskets for dishwashers

**5024484 ADHESIVE SPONGE GASKET**  
profile dimensions 20x1.5 mm  
length 1000 mm



COMENDA 200925

**5028249 DOOR GASKET**  
profile dimensions 16x10 mm  
sold per metre



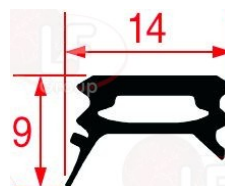
COMENDA H36883

**3186444 DOOR GASKET 470 mm**  
profile dimensions 17x4 mm  
for Glasswasher/Cupwasher (COMENDA) LBC210  
LBC215 - LBC275 - LBR200 - LBR215



COMENDA 200215

**5054472 DOOR GASKET 560x445 mm**



COMENDA 200974

**5008523 DOOR GASKET 600 mm**  
profile dimension 20x4 mm



COMENDA 200924

Suitable for:

Suitable for:

**3186252 DOOR PLASTIC FRAME GASKET**  
 profile dimensions 19x4 mm  
 for FC-F90M-LF  
 for Dishwasher (COMENDA) - Series F - Series FC  
 Series LF  
 for Glasswasher/Cupwasher (COMENDA) - Series B  
 for Pan/utensilwashing machines (COMENDA) F90M

**3186259 GASKET LOCKING PLATE**



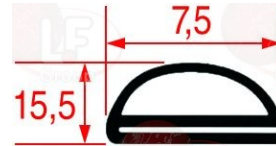
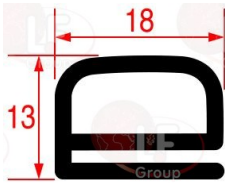
COMENDA 200901

COMENDA 200923

COMENDA 331764

**5039229 GASKET FOR DOOR SILICONE 595 mm**  
 profile 18x13 mm

**5036097 GASKET FOR DOOR 590 mm**  
 for Dishwasher (COMENDA) - Series LF




COMENDA 200216R

COMENDA 200217

## Door labyrinths

**3222003 CORNER PROTECTION GASKET FOR DOOR**



COMENDA H25202

## Drain assembly

**3316162 COMPLETE DRAIN ASSEMBLY**



COMENDA

**3316097 DRAIN ASSEMBLY - CONNECTION  $\varnothing$  1"1/2**  
 for Dishwasher (COMENDA) FC53 - FC533 - FC54  
 FC544

**3316026 DRAIN ELBOW**



COMENDA 160308

COMENDA 160203



Suitable for:

**3061032 GASKET ELBOW  $\varnothing$  1"1/2**  
external  $\varnothing$  50 mm - internal  $\varnothing$  36 mm -thickness 4 mm  
for Dishwasher hood type (COMENDA) C33 - C34  
for Glasswasher/Cupwasher (COMENDA) - Series B



COMENDA 200412

**3061033 OUTLET ELBOW RING NUT  $\varnothing$  1"1/2 mm**  
for Dishwasher hood type (COMENDA) C33 - C34  
for Glasswasher/Cupwasher (COMENDA) - Series B



COMENDA 180102

**3316096 STAINLESS STEEL DRAIN DEFLECTOR**



COMENDA 180820

COMENDA 320166

**3316020 DRAIN ASSEMBLY  $\varnothing$  1"1/2**  
upper external  $\varnothing$  68 mm  
upper internal  $\varnothing$  44 mm  
lower external  $\varnothing$  47 mm  
lower internal  $\varnothing$  35 mm  
height 39 mm  
for Dishwasher (COMENDA) - Series FC  
for Dishwasher hood type (COMENDA) C140 - C33  
C34 - C85  
for Dishwasher pull-through (COMENDA) - Series AC  
Series ACR - Series ACS



COMENDA 160301

COMENDA 160306

COMENDA 160307

**3316022 RING NUT FOR DRAIN ASSEMBLY  $\varnothing$  1"1/2**



COMENDA 180109

# COMENDA



Suitable for:

**3186442 GASKET FLAT EPDM  $\varnothing$  58x46x2 mm**



COMENDA 200919

**3316022 RING NUT FOR DRAIN ASSEMBLY  $\varnothing$  1"1/2**



COMENDA 180109

**3316021 GASKET FOR DRAIN ASSEMBLY  $\varnothing$  1"1/2**  
outer  $\varnothing$  68 mm -  $\varnothing$  48 mm - thickness 2 mm  
for Dishwasher pull-through (COMENDA) ACR225  
for Dishwasher (COMENDA) ACR225



COMENDA 200410

Suitable for:

Suitable for:

**3316091 DRAIN ASSEMBLY CONNECTION  $\varnothing$  1"1/2**  
 outlet external  $\varnothing$  50 mm  
 for Dishwasher (COMENDA) - Series LF  
 for Glasswasher/Cupwasher (COMENDA) - Series BHC  
 Series LB

**1186461 O-RING 0158 mm SILICONE**



COMENDA 160310

COMENDA 200842

**3316093 DRAIN ASSEMBLY FOR OVERFLOW HOSE**  
 connection  $\varnothing$  1"1/2  
 for Dishwasher pull-through (COMENDA) - Series AC  
 Series ACR - Series ACS

**3061032 GASKET ELBOW  $\varnothing$  1"1/2**  
 external  $\varnothing$  50 mm - internal  $\varnothing$  36 mm - thickness 4 mm  
 for Dishwasher hood type (COMENDA) C33 - C34  
 for Glasswasher/Cupwasher (COMENDA) - Series B



COMENDA 270409

COMENDA 200412

**3316021 GASKET FOR DRAIN ASSEMBLY  $\varnothing$  1"1/2**  
 outer  $\varnothing$  68 mm -  $\varnothing$  48 mm - thickness 2 mm  
 for Dishwasher pull-through (COMENDA) ACR225  
 for Dishwasher (COMENDA) ACR225

**3316051 NUT FOR HEATING ELEMENT  $\varnothing$  1"1/2**  
 for Dishwasher pull-through (COMENDA) - Series ACS  
 for Dishwasher pull-through (COMENDA) ACS



COMENDA 200410

COMENDA 270104

**3061033 OUTLET ELBOW RING NUT  $\varnothing$  1"1/2 mm**  
 for Dishwasher hood type (COMENDA) C33 - C34  
 for Glasswasher/Cupwasher (COMENDA) - Series B

**3316095 STRAIGHT DRAIN CONNECTION  $\varnothing$  34 mm**



COMENDA 180102

COMENDA 160201



Suitable for:

# COMENDA



Suitable for:

**3316145 DRAIN FILTER ASSY**  
 ø upper 155 mm  
 ø lower 50 mm  
 overall height 180 mm  
 for Dishwasher (COMENDA)  
 FC3M  
 for Dishwasher (COMENDA) B1000C



COMENDA 180840

**3316088 FITTING FOR DRAIN CONNECTION ø 1"1/4**  
 outlet ø 30 mm



COMENDA 190225

**1186466 O-RING GASKET 03181 EPDM**  
 for coffee group flange



COMENDA 200867

**3316089 RING NUT WITH CONNECTION HOOK ø 1"1/4**



COMENDA 180147

**5047108 FITTING 1"1/4 FOR DRAIN PUMP**  
 for DISHWASHER BC 2/3/33 E/A/EA - BHC 25/30/433



COMENDA 180142

**3186285 GASKET FLAT NBR ø 55x42x2 mm**



COMENDA 460507

**3316092 RING NUT F/DRAIN ASSEMBLY CONNECT. ø 1"1**  
 internal ø 35 mm



COMENDA

**1186466 O-RING GASKET 03181 EPDM**  
 for coffee group flange



COMENDA 200867





Suitable for:

**3316089 RING NUT WITH CONNECTION HOOK  $\varnothing$  1"1/4**



COMENDA 180147

# COMENDA

Suitable for:



## Drain hoses

**3450056 DRAIN PIPE  $\varnothing$  18.5x3000 mm**  
straight hose internal  $\varnothing$  19 mm  
elbow hose internal  $\varnothing$  21.5 mm



COMENDA 200346

**3450030 DRAIN PIPE  $\varnothing$  28x2000 mm**  
elbow sleeve internal  $\varnothing$  28 mm external  $\varnothing$  33 mm  
straight sleeve internal  $\varnothing$  24 mm external  $\varnothing$  28 mm  
max temperature 90°C




COMENDA

**3450029 DRAIN PIPE  $\varnothing$  29x2000 mm**  
muffs internal  $\varnothing$  24 and 28 mm  
max temperature 90°C



COMENDA 200779

**3450035 DRAIN PIPE  $\varnothing$  32x2000 mm**  
elbow sleeve internal  $\varnothing$  40 mm  
max temperature 90°C



COMENDA 200794

**3450033 DRAIN PIPE  $\varnothing$  35x3000 mm**  
sleeve internal  $\varnothing$  33 mm  
pipe internal  $\varnothing$  28 mm



COMENDA 200721

**5020932 DRAIN PIPE ELISPIR  $\varnothing$  35x44 mm**  
sold per metre



COMENDA 200127

**3450122 SPACER  $\varnothing$  9x26.5 mm**



COMENDA 160501



Suitable for:

# COMENDA



Suitable for:

## Drain plugs

**3448164 OVERFLOW PIPE  $\varnothing$  26x104 mm**  
made of plastic  
for Glasswasher/Cupwasher (COMENDA) - Series BHC  
Series LB



COMENDA 180724

**1186238 O-RING 04081 EPDM**



COMENDA 200869

**3448155 OVERFLOW PIPE LID**  
for Glasswasher/Cupwasher (COMENDA) - Series BHC  
Series LB



COMENDA 180725

**3448160 SELF-TAPPING SCREW  $\varnothing$  3.9x13 mm**  
stainless steel - cylinder head  
cross recessed - C type end  
UNI 6954 - DIN 7981 - ISO 7049



COMENDA 260706

COMENDA 261015

**3250056 SPRING FOR OVERFLOW PIPE**  
 $\varnothing$  40x57 mm



COMENDA 450232

**5022368 OVERFLOW PIPE  $\varnothing$  26x120 mm**  
for Dishwasher (COMENDA) LF322



COMENDA 180730

**3448112 OVERFLOW PIPE  $\varnothing$  30x210 mm**  
in plastic  
for Glasswasher/Cupwasher (COMENDA) - Series BC  
Series BR



COMENDA 180716

**3448111 LIP GASKET DE156 EPDM**  
 $\varnothing$  40x27.30x6.35 mm  
for Glasswasher/Cupwasher (COMENDA) - Series BC  
Series BR



COMENDA 200917

Suitable for:


**3448133 OVERFLOW PIPE  $\varnothing$  35x140 mm**  
in plastic  
for Dishwasher (COMENDA) - Series FC



COMENDA 170711

Suitable for:

**3186250 LIP GASKET DE175 EPDM**  
 $\varnothing$  45x35.50x7 mm  
for Dishwasher (COMENDA) F20 - F45 - F55  
for Dishwasher hood type (COMENDA) C155 - C165  
C95  
for Dishwasher pull-through (COMENDA) - Series ACS  
for Glasswasher/Cupwasher (COMENDA) B10 - B11  
B12  
for Dishwasher pull-through (COMENDA) ACS



COMENDA 200469

**5012242 OVERFLOW PIPE  $\varnothing$  35x415 mm**  
for Dishwasher (COMENDA) AC105 - AC135 - AC91  
AC95




COMENDA 380836

**5012195 OVERFLOW PIPE  $\varnothing$  35x490 mm**  
for Dishwasher pull-through (COMENDA) - Series AC



COMENDA 380832

**3448152 OVERFLOW PIPE KNOB M6**  
 $\varnothing$  29 mm



COMENDA 180126

**3448150 OVERFLOW PIPE PLUG  $\varnothing$  70 mm**



COMENDA 160738

**3448149 SPACER SHAFT FOR OVERFLOW PIPE M6**  
 $\varnothing$  10x90 mm



COMENDA 341237

COMENDA 341243

**3448113 OVERFLOW PIPE  $\varnothing$  36x215 mm**  
in plastic  
for Dishwasher hood type (COMENDA) C34  
for Dishwasher pull-through (COMENDA) - Series S  
S90



COMENDA 180703

**3448153 OVERFLOW PIPE  $\varnothing$  37x190 mm**  
made of plastic  
for Dishwasher conveyor type (COMENDA) - Series NE  
for Dishwasher hood type (COMENDA) C140 - LC380



COMENDA 180708



# COMENDA



Suitable for:


**3448072 OVERFLOW PIPE  $\varnothing$  38x180 mm**  
in plastic  
for Dishwasher (COMENDA) F20 - F45 - F55



COMENDA 170707

Suitable for:

**3186250 LIP GASKET DE175 EPDM**  
 $\varnothing$  45x35.50x7 mm  
for Dishwasher (COMENDA) F20 - F45 - F55  
for Dishwasher hood type (COMENDA) C155 - C165 C95  
for Dishwasher pull-through (COMENDA) - Series ACS  
for Glasswasher/Cupwasher (COMENDA) B10 - B11 B12  
for Dishwasher pull-through (COMENDA) ACS



COMENDA 200469

**3448073 OVERFLOW PIPE  $\varnothing$  38x210 mm**  
in plastic  
for Dishwasher (COMENDA) F65 - F80  
for Dishwasher hood type (COMENDA) C30 - C70 - C75 LP360



COMENDA 170708

**3186250 LIP GASKET DE175 EPDM**  
 $\varnothing$  45x35.50x7 mm  
for Dishwasher (COMENDA) F20 - F45 - F55  
for Dishwasher hood type (COMENDA) C155 - C165 C95  
for Dishwasher pull-through (COMENDA) - Series ACS  
for Glasswasher/Cupwasher (COMENDA) B10 - B11 B12  
for Dishwasher pull-through (COMENDA) ACS



COMENDA 200469

**3448262 OVERFLOW PIPE  $\varnothing$  38x230 mm**  
in plastic  
for Dishwasher (COMENDA) FC3M




COMENDA 170717

**3448134 OVERFLOW PIPE  $\varnothing$  40x237 mm**  
in plastic  
for Dishwasher pull-through (COMENDA) - Series S



COMENDA 180706

**3448152 OVERFLOW PIPE KNOB M6**  
 $\varnothing$  29 mm



COMENDA 180126



Suitable for:

**3448150 OVERFLOW PIPE PLUG Ø 70 mm**



COMENDA 160738

**3448110 OVERFLOW PIPE Ø 40x400 mm**  
in plastic  
for Dishwasher hood type (COMENDA) C155 - C165  
C95



COMENDA 180715

**3448238 OVERFLOW PIPE Ø 43x305 mm**  
plastic made  
for Dishwasher hood type (COMENDA) LC1200 - LC700  
LC900



COMENDA 180729

**5029842 OVERFLOW PIPE STAINLESS STEEL Ø 35x530 m**  
for wash tank ACS  
for Dishwasher pull-through (COMENDA) ACS91



COMENDA 380857

## COMENDA



Suitable for:

**3448149 SPACER SHAFT FOR OVERFLOW PIPE M6**  
Ø 10x90 mm



COMENDA 341237

COMENDA 341243

**3186250 LIP GASKET DE175 EPDM**  
Ø 45x35.50x7 mm  
for Dishwasher (COMENDA) F20 - F45 - F55  
for Dishwasher hood type (COMENDA) C155 - C165  
C95  
for Dishwasher pull-through (COMENDA) - Series ACS  
for Glasswasher/Cupwasher (COMENDA) B10 - B11  
B12  
for Dishwasher pull-through (COMENDA) ACS



COMENDA 200469

**5020916 OVERFLOW PIPE ECORINSE Ø 32x130 mm**



COMENDA 180723



Suitable for:


# COMENDA



Suitable for:


## Drain pumps

**3122406 DRAIN ELECTRIC PUMP DPS 25-032**  
 30W 220/240V 50Hz  
 inlet external  $\varnothing$  23÷28 mm - outlet external  $\varnothing$  23mm  
 set of 3 scrolls with bracket  
 for Dishwasher (COMENDA) FC3E - FC3EA - FC3M  
 FC3MR - FC4E - FC4EA - FC4EHRT - FC44E  
 FC44EA



COMENDA 100890

**3122181 DRAIN ELECTRO-PUMP 100W 220V 50Hz**  
 inlet external  $\varnothing$  30 mm - outlet external  $\varnothing$  23 mm



COMENDA 100342

**3122369 DRAIN PUMP 100W 230V 50Hz**  
 inlet external  $\varnothing$  30 mm - outlet external  $\varnothing$  21 mm




COMENDA 100803

**3122813 ASSEMBLY FOR INLET WITH PUMP FILTER**  
 for Dishwasher (COMENDA) LF321 - LF321A - LF322  
 LF322A - LF324 - LF324A - LF325E - LF325EA  
 LF700 - LF700A  
 for Dishwasher hood type (COMENDA) C1000E - C1300E  
 LC1200 - LC700 - LC900  
 for Glasswasher/Cupwasher (COMENDA) - Series BHC  
 LB200 - LB200A - LB215 - LB215A - LB260  
 LB260A - LB275 - LB275A



COMENDA 630139

**5047109 ELECTROPUMP DRAIN 30W 230V 50Hz**  
 inlet  $\varnothing$  30 mm - outlet  $\varnothing$  24 mm  
 for DISHWASHER BC 2/3/33 E/EA - BHC 25/30/433 -  
 LB 200/215



COMENDA 100893



## Electronic controllers


- 2112002 THERMOSTAT ICPLUS902 PT100/TCJ/TCK**  
 power supply 12/24V  
 thermostat's setting range -150+1350°C  
 ON-OFF control with one actuation point only  
 1 changeover relay output 8(4)A 250V  
 ambient temperature -5+55°C  
 type of probe PT100-TCJ-TCK (not included)  
 connections by screw terminal block  
 front dimensions 76x37x64 mm  
 mounting hole 71x29 mm



COMENDA 450911


## Electronic printed-circuit boards

- 5052355 CIRCUIT BOARD SOFTSTART**  
 for Dishwasher (COMENDA) LFD32M




COMENDA 121310

- 5053468 CIRCUIT BOARD SOFTSTART**  
 dimensions 100x100 mm




COMENDA 121313

- 5028109 CIRCUIT BOARDS SOFTSTART**  
 dimensions 100x100 mm  
 for Glasswasher/Cupwasher (COMENDA) BC3EA



COMENDA 121307

- 3390087 CONTROL BOARD**  
 dimensions 126x62 mm  
 for Dishwasher hood type (COMENDA) C1000E - C1300E  
 C800ERC - XLC  
 for Pan/utensilwashing machines (COMENDA) GE100  
 GE115 - GE125 - GE60 - GE65 - GE75 - GE80



COMENDA 121284

- 5033515 PUSH-BUTTON ø 12 mm FOR CIRCUIT BOARD**  
 for Pan/utensilwashing machines (COMENDA) GE100  
 GE115 - GE125 - GE60  
 for Pan/utensilwashing machines hood type  
 (COMENDA) GE65 - GE75 - GE80



COMENDA 870016



Suitable for:

**5033514 PUSH-BUTTON  $\varnothing$  20x4 mm FOR CIRCUIT BOARD**  
for Pan/utensilwashing machines (COMENDA) GE100  
GE115 - GE125 - GE60 - GE65 - GE75 - GE80



COMENDA 870017

# COMENDA



Suitable for:

**3390367 CONTROL BOARD**  
for Dishwasher conveyor type (COMENDA) - Series NL  
for Dishwasher pull-through (COMENDA) ACL100  
ACL150 - Series ACSDIGIT - LAV1001 - LAV1501



COMENDA 121296

**3390033 ELECTRONIC CIRCUIT BOARD 180x100 mm**  
for Dishwasher (COMENDA) FC53 - FC54BT  
for Dishwasher hood type (COMENDA) C155BT - C75  
C95



COMENDA 121239

**5028375 ELECTRONIC CONTROL CIRCUIT BOARD**  
dimensions 100x70 mm  
for DISHWASHER HOONVED C60E



COMENDA 121291


**5030650 CABLE FLAT 10-POLE 500 mm**



COMENDA H36492

COMENDA 110498

**3322345 ELECTRONIC TIMER**  
for Dishwasher (COMENDA) FC53A - FC53LA - FC533A  
FC54A - FC543A - FC544A - LF320LA - LF400A  
for Pan/utensilwashing machines (COMENDA) GF90  
GF90A




COMENDA 121237



Suitable for:

**3390196 POWER BOARD**  
 sizes 105x145 mm  
 for Dishwasher hood type (COMENDA)  
 C1000 - C1300  
 for Pan/utensilwashing machines (COMENDA)  
 G125 - G65  
 for Pan/utensilwashing machines (COMENDA) GE100



COMENDA 121283

**5056233 SPACER FOR CIRCUIT BOARDS**



COMENDA 160537


**5038872 POWER BOARD**  
 dimensions 145x105 mm  
 for Dishwasher (COMENDA) FC3E - FC4E - FC44E



COMENDA 121301


Suitable for:

**5009318 CABLE FLAT 20-POLE 1250 m m**  
 20 wires - length 1250 mm



COMENDA 110482

**3390226 PRINTED CIRCUIT BOARD FCM3**  
 sizes 100x70 mm



COMENDA 121302

**3390089 TIMER BOARD 230V 50/60Hz**  
 without wiring  
 for Glasswasher/Cupwasher (COMENDA)  
 LB200 - LB215 - LB275  
 for Dishwasher (COMENDA) LF322A



COMENDA 121287



Suitable for:

# COMENDA



Suitable for:

## Feet

### 3313116 BLACK RUBBER FOOT S90 NE SE

ø 35 mm  
 coupling ø 11 mm  
 for Dishwasher conveyor type (COMENDA)  
 Series GMC - Series NE - Series NG  
 for Dishwasher pull-through (COMENDA) ACL100  
 ACL150 - ACRS145 - ACRS205 - ACRS225 - ACRS245  
 ACRS260 - ACRS265 - ACRS305 - ACR145 - ACR205  
 ACR225 - ACR245 - ACR260 - ACR265 - ACR305  
 ACS101 - ACS122 - ACS151 - ACS152 - ACS181  
 ACS182 - ACS201 - ACS202 - ACS241 - ACS242  
 ACS91 - AC100 - AC101 - AC120 - AC122 - AC135  
 AC150 - AC151 - AC152 - AC170 - AC181 - AC182  
 AC200 - AC201 - AC202 - AC241 - AC242 - AC90  
 AC91 - AC95 - LAV1000 - LAV1001 - LAV1501  
 Series SE - Series SNL



COMENDA 210404

### 3313117 FLANGED ALUMINUM FOOT

for Dishwasher conveyor type (COMENDA)  
 Series GMC - Series NE - Series NG  
 for Dishwasher pull-through (COMENDA) - Series AC  
 Series ACL - Series ACR - Series ACRS - EDT200  
 EDT230 - EDT85 - Series SE - Series SNL  
 for Pan/utensilwashing machines (COMENDA)  
 Series GE



COMENDA 620222

### 3313029 RUBBER FOOT ø 60x60 mm



COMENDA 440201

## Filters

### 3160503 DRAIN PUMP SUCTION CASE COMPLETE

top external ø 130 mm  
 hose end fittings ø 50 mm  
 for Dishwasher hood type (COMENDA) C1000E - C1001M  
 C1300E - C1301M - LC1200 - LC412 - LC700  
 LC900  
 for Pan/utensilwashing machines (COMENDA) GE50




COMENDA 180248

COMENDA 180248+180249

COMENDA 180249


### 3160315 FILTER ø 22x87 mm

for gruppo collettore  
 for Dishwasher pull-through (COMENDA) - Series AC  
 Series ACR - Series ACS  
 for Pan/utensilwashing machines (COMENDA)  
 Series G - Series GE



COMENDA 330526

### 5018639 FILTER STAINL. STEEL ø 122 mm PUMP SUCTI



COMENDA H34430

### 3160325 INLET FILTER


for Dishwasher pull-through (COMENDA) AC94



COMENDA 180816

Suitable for:

**3160124 INLET OUTLET ASSEMBLY**  
for Dishwasher (COMENDA) - Series FC  
for Glasswasher/Cupwasher (COMENDA) - Series BC  
Series BR



COMENDA 180239

Suitable for:

**3160125 INLET OUTLET ASSEMBLY RING NUT**  
thread  $\varnothing$  59 mm  
for Dishwasher (COMENDA) - Series FC  
for Glasswasher/Cupwasher (COMENDA) - Series BC  
Series BR



COMENDA 160771

COMENDA 160783

**3186139 INLET OUTLET GASKET**  
internal  $\varnothing$  57 mm  
for Dishwasher (COMENDA) - Series FC  
for Glasswasher/Cupwasher (COMENDA) - Series BC  
Series BR



COMENDA 200913

**7106126 PLASTIC FILTER 595x268 mm**  
for Dishwasher (COMENDA) B1000C - G1010C/HA



COMENDA 180843

**5012361 PUMP INLET FILTER  $\varnothing$  80x87 mm**  
for mod .BHC



COMENDA 332029

**3160114 PUMP INLET LOG**  
for Dishwasher hood type (COMENDA) C140 - C155  
C85 - C95



COMENDA 180236

**3186144 GASKET FLAT EPDM  $\varnothing$  92x66x2 mm**



COMENDA 200906

**3160120 INLET LOG THREADED RING NUT**  
for Dishwasher hood type (COMENDA) C140 - C155  
C165 - C166 - C85 - C95



COMENDA 180128

**3160504 INLET PROTECTION**  
for Dishwasher hood type (COMENDA) C140 - C85  
LC380 - LC400  
for Pan/utensilwashing machines (COMENDA) GF90  
GF90A



COMENDA 191057



Suitable for:

# COMENDA



## 3160123 PUMP INLET ROUND FILTER

external  $\varnothing$  100 mm  
height 78 mm  
for Dishwasher hood type (COMENDA) C155 - C165  
C166 - C95



COMENDA 332002


Suitable for:

**3160317 STAINLESS STEEL FILTER  $\varnothing$  90x105 mm**  
for Dishwasher (COMENDA) LF322 - LF322A - LF324  
LF325E - LF700 - LF700A




COMENDA 333006

**3160329 FILTER 250x265 mm**  
for Dishwasher (COMENDA) LF322 - LF322A - LF324  
LF325E - LF700 - LF700A




COMENDA 180832

**3160316 STAINLESS STEEL FILTER 573x225 mm**  
for Dishwasher conveyor type (COMENDA)  
Series GMC  
for Dishwasher pull-through (COMENDA) - Series AC  
Series ACR




COMENDA 330584

**5055244 STAINLESS STEEL TANK FILTER LH**  
dimensions 270x235 mm




COMENDA 332091

**5021503 STAINLESS STEEL TANK FILTER RH**  
dimensions 270x235 mm




COMENDA 332090

**3160324 TANK FILTER**



COMENDA 180824

**5050627 TANK FILTER  $\varnothing$  155 mm**  
 $\varnothing$  flange superiore 155 mm  
overall height 200 mm



COMENDA 180842

**3316146 PUMP LOCKING NUT**  
for Dishwasher (COMENDA) FC3M



COMENDA 180251



Suitable for:

**5053429 TANK FILTER PRE-WASH**  
 dimensions esterne 453x105x105 mm  
 for Dishwasher conveyor type (COMENDA) - Series NE  
 Series NL  
 for Dishwasher pull-through (COMENDA)  
 Series ACRS - Series ACS - GMC




COMENDA 332092

**3160145 WASH TANK FILTER  $\varnothing$  135x100 mm**  
 for Dishwasher conveyor type (COMENDA) - Series N



COMENDA 330502

**3160142 WASH TANK TRAY FILTER 275x175x27 mm**  
 for Dishwasher hood type (COMENDA) C155 - C165  
 C95



COMENDA 330586

**3160118 WATER FILTER  $\varnothing$  185 mm**  
 for Dishwasher conveyor type (COMENDA) - Series NE



COMENDA 330550


Suitable for:

**3160502 TANK FILTER 250x265 mm**  
 for Dishwasher (COMENDA)  
 LF321 - LF321A



COMENDA 180831

**3160143 WASH TANK TRAY FILTER 262x180x20 mm**  
 for Dishwasher hood type (COMENDA) C140 - C85



COMENDA 330568

**3160116 WATER FILTER  $\varnothing$  180 mm**  
 for Dishwasher (COMENDA) - Series F - Series LF  
 for Dishwasher hood type (COMENDA) C30 - C70  
 LP360  
 for Glasswasher/Cupwasher (COMENDA) B13 - B19



COMENDA 180808

**3160206 WATER FILTER  $\varnothing$  240 mm**  
 for Dishwasher (COMENDA) FC53 - FC533 - FC54  
 FC543 - FC544  
 for Dishwasher hood type (COMENDA) LC1200 - LC700  
 LC900



COMENDA 180818



Suitable for:

**3160141 WATER FILTER  $\varnothing$  3/4"F-3/4"M**  
for water inlet  
fittings 3/4"F - 3/4"M



COMENDA 620209

Suitable for:

**3160119 WATER FILTER 265x200 mm**  
for Dishwasher hood type (COMENDA) C110 - C34  
LC380 - LC400  
for Pan/utensilwashing machines (COMENDA) GF90



COMENDA 180811

COMENDA 330518

## Fittings

**7104474 BRASS FITTING 1/2"x  $\varnothing$  12 mm**



COMENDA 290218

**5007356 FITTING ELBOW SHAPED 1/2"FF BRASS**  
for Dishwasher pull-through (COMENDA) - Series AC



COMENDA 280101


**5026640 FITTING 1/2"M W/SWIVEL RING NUT 3/4"F**



COMENDA 290215

## Flanges

**5004074 COUNTERFLANGE 130x70x9 mm**



COMENDA 180204

## Fuses

**3049007 DELAY FUSE  $\varnothing$  5x20 mm - 10 PCS**  
250V 250mA



COMENDA 130273

**3049008 DELAY FUSE  $\varnothing$  5x20 mm - 10 PCS**  
250V 315mA



COMENDA 130262



# COMENDA



Suitable for:

**3049013 DELAY FUSE  $\varnothing$  5x20 mm - 10 PCS**  
250V 1A



COMENDA 130264

Suitable for:

**3049015 DELAY FUSE  $\varnothing$  5x20 mm - 10 PCS**  
250V 1.6A



COMENDA 130265

**3049016 DELAY FUSE  $\varnothing$  5x20 mm - 10 PCS**  
250V 2A



COMENDA 130270

**3049019 DELAY FUSE  $\varnothing$  5x20 mm - 10 PCS**  
250V 4A



COMENDA 130266

**3049020 DELAY FUSE  $\varnothing$  5x20 mm - 10 PCS**  
250V 6.3A



COMENDA 130275

**3049125 DELAY FUSE  $\varnothing$  5x20 mm - 10 PCS**  
250V 5A



COMENDA 130274

**3049069 QUICK ACTING FUSE  $\varnothing$  10x38 mm - 10 PCS**  
500V 2A



COMENDA 130260

**3049076 QUICK ACTING FUSE  $\varnothing$  10x38 mm - 10 PCS**  
500V 20A



COMENDA 130248

**3049042 QUICK ACTING FUSE  $\varnothing$  5x20 mm - 10 PCS**  
250V 400mA



COMENDA 130263



Suitable for:

# COMENDA



Suitable for:

## Gaskets and seals

**3186172 ASBESTOS FREE FLAT GASKET  $\varnothing$  15x9x2 mm**  
for Dishwasher hood type (COMENDA) C155 - C95



COMENDA 460528

**3186453 COLUMN GASKET**  
for Dishwasher hood type (COMENDA) C155 - C95



COMENDA 200909

**3186258 GASKET DUBO  $\varnothing$  10x19 mm**  
internal  $\varnothing$  10 mm - external  $\varnothing$  19 mm



COMENDA 160806

**3186255 GASKET DUBO  $\varnothing$  5x11 mm**  
internal  $\varnothing$  5 mm - external  $\varnothing$  11 mm



COMENDA 160803

**3186256 GASKET DUBO  $\varnothing$  6x13 mm**  
internal  $\varnothing$  6 mm - external  $\varnothing$  13 mm



COMENDA 160804

**3186257 GASKET DUBO  $\varnothing$  8x16 mm**  
internal  $\varnothing$  8 mm - external  $\varnothing$  16 mm



COMENDA 160805

**3786041 GASKET FLAT ASBESTOS FREE  $\varnothing$  38x27x2mm**




COMENDA 460503

**3243451 GASKET FLAT SILICONE**  
for Dishwasher conveyor type (COMENDA) - Series N  
for Dishwasher pull-through (COMENDA) - Series SE



COMENDA 200424

**5032480 GASKET FLAT 100x100x3 mm**  
central hole  $\varnothing$  76 mm



COMENDA 200448

**3243232 GASKET FLAT 60x24 mm**  
central hole  $\varnothing$  12.5 mm - for rinse arm



COMENDA 200464



Suitable for:

**3786655 GASKET FOR BOILER 90x45 mm**  
for Dishwasher hood type (COMENDA) C155 - C165E  
C75 - C95



COMENDA 200932

Suitable for:

**3786654 GASKET FOR RINSE ARM**  
external  $\varnothing$  43 mm - internal  $\varnothing$  36 mm  
for Dishwasher pull-through (COMENDA) ACR145  
ACR205 - ACR225 - ACR245 - ACR260 - ACR265  
ACR305 - LAV1000 - LV1001 - LV1501



COMENDA 200495

**3786106 PUMP NUT RING**  
for Dishwasher (COMENDA) FC3M



COMENDA 200963

**3243090 QUICK RELEASE GASKET**  
for Dishwasher conveyor type (COMENDA) - Series N  
for Dishwasher pull-through (COMENDA) - Series S  
Series SE



COMENDA 200419

**3243463 SHORE GASKET 45/50**



COMENDA 200463

**5023124 SWITCH PROTECTION GASKET**  
internal  $\varnothing$  35 mm



COMENDA 200921

## Gears

**5007634 CHAIN JOINT 1/2"**



COMENDA 410903

**5007633 CHAIN LINK 1/2"**



COMENDA 410902

**3243821 COMPLETE SUPPORT FOR CONVEYOR**  
for Dishwasher pull-through (COMENDA) - Series AC3  
S1600 - S2200 - S2900



COMENDA 620144

COMENDA 620648

**3324002 CONNECTING ROD**



COMENDA 340443



Suitable for:

**3243936 CONVEYOR BEARING FILLET**  
sizes 115x40x36 mm



COMENDA 340288

# COMENDA



Suitable for:

**5024626 SEALING RING 17x40x7 mm**



COMENDA 440411

**5019245 PINION FOLLE NE Z.7 P.60**  
hole internal  $\varnothing$  36 mm  $\varnothing$  external 155 mm



COMENDA 170447

## Guides

**3189015 ADHESIVE SPONGE GASKET 25x4 mm**  
sold per meter




COMENDA 200402

**3189012 ADHESIVE SPONGE GASKET 6x2.5 mm**  
sold per meter



COMENDA 200433

**3189014 ADHESIVE SPONGE GASKET 8x4 mm**  
sold per meter



COMENDA 200432

**3189003 PEG SLIDEWAY SUPPORT**  
sizes 100x45x28 mm  
for Dishwasher pull-through (COMENDA) - Series AC  
Series ACR



COMENDA 190145

**3189008 SLIDEWAY SUPPORT RETAINER**



COMENDA 190146

Suitable for:

Suitable for:

**5020910 SLIDEWAY KIT W/BRAKE FOR INSULATED DOORS**  
 dimensions 712x30 mm  
 for DISHWASHER ACS-ACRS



COMENDA 180630

COMENDA 180651/R

**3189004 SLIDEWAY SUPPORT INTERNAL**  
 sizes 91x45x114 mm  
 for Dishwasher pull-through (COMENDA)



COMENDA 170325

**3189006 SLIDEWAY SUPPORT EXTERNAL ANGLE**  
 Abmessungen 130x45x110 mm



COMENDA 170326

**5026722 SLIDEWAYS FOR COVER**  
 dimensions 28x31x615 mm



COMENDA 180642

**3189005 SLIDEWAY RETAINER CENTRAL**  
 sizes 81x45x58 mm  
 for Dishwasher pull-through (COMENDA)



COMENDA 170313

**5034995 ADHESIVE GASKET FOR SLIDEWAYS**  
 profile dimension 29x3 mm  
 length 640 mm  
 for Dishwasher (COMENDA) C1003E  
 for Dishwasher hood type (COMENDA) C1000E - C1001M  
 C1301M - LC1200 - LC700 - LC900



COMENDA 200957

## Handles

**3242100 DOOR HANDLE**  
 for DISHWASHER models C30-C33-C34-C70-C140  
 for Dishwasher hood type (COMENDA) C140 - C30  
 C33 - C34 - C70



COMENDA 190637

**3242101 HANDLE COLLAR  $\varnothing$  22x31.5 mm**  
 for Dishwasher hood type (COMENDA) C140 - C30  
 C33 - C34 - C70



COMENDA 190638




Suitable for:

# COMENDA



**3242103 DOOR STRIKE**  
for Dishwasher hood type (COMENDA) C140 - C155  
C30 - C70 - C75



COMENDA 191013

**5007184 BUSHING BOTTOM**  $\varnothing$  21/19x16x6 mm  
external  $\varnothing$  da chiusa 17 mm



COMENDA 190632

**3242104 HANDLE COLLAR PIN**  
for Dishwasher hood type (COMENDA) C155 - C30  
C70



COMENDA 340493

**5007205 PIN FOR HANDLE**  $\varnothing$  12x95 mm



COMENDA 341250

**3242381 FIXING DOOR CLAMP**  
for Dishwasher conveyor type (COMENDA)  
Series GMC  
for Dishwasher pull-through (COMENDA) - Series AC  
Series ACR - Series ACS



COMENDA 341016

Suitable for:

**5012083 BLOCCHETTO PERNO MANIGLIA**



COMENDA 190149

**3242025 HANDLE ARTICULATION FLANGE**  
sizes 55x15x25 mm  
for Dishwasher hood type (COMENDA) C95



COMENDA 191014

**3242102 HANDLE SUPPORT**  
for DISHWASHER models C30 - C70



COMENDA 190110

Suitable for:

Suitable for:

**3242071 HANDLE STAINLESS STEEL**  
 length 412 mm  
 for S-N-SE-NE-AC-ACR-G  
 for Dishwasher conveyor type (COMENDA) - Series N  
 Series NE  
 for Dishwasher pull-through (COMENDA) - Series AC  
 Series ACR - Series S - Series SE  
 for Pan/utensilwashing machines (COMENDA)  
 Series G

**3242072 HANDLE SUPPORT**



COMENDA 331012

COMENDA 190129

**3242373 SAFETY HOOK FOR DOOR**

**3242067 2 BUTTON HANDLE**  
 length 480 mm  
 for Glasswasher/Cupwasher (COMENDA) B18



COMENDA 331112

COMENDA 331116

COMENDA 170806

## Heating elements

**3755060 COVER FOR HEATING ELEMENT / PLASTIC**  
 for heating elements with flange  $\varnothing$  72 mm  
 $\varnothing$  61 mm - height 53.5 mm  
 distance between fastening holes 68.5 mm

**3755948 COVER FOR HEATING ELEMENT PLASTIC LOW**  
 for heating element with flange  $\varnothing$  72 mm  
 $\varnothing$  61 mm - height 42 mm  
 distance between fastening holes 68.5 mm



COMENDA 161102

COMENDA 161123

**3455396 HEATING ELEMENT BOILER 14000W 230/400V**  
 immersed depth 625 mm  
 flange external  $\varnothing$  72 mm - with bulbholder sheathin  
 with gasket O-ring  $\varnothing$  67 mm (3186014)  
 nut on request (3528233) and washer (3528238)  
 for Dishwasher conveyor type (COMENDA) GMC2700  
 GMC3500 - GMC4500 - GMC5500  
 for Dishwasher pull-through (COMENDA) ACL100  
 ACL150 - ACS101 - ACS122 - ACS91 - AC101  
 AC122 - AC151 - AC152 - AC181 - AC182 - AC201  
 AC202 - AC241 - AC242 - AC90 - AC91  
 Series SNL

**3355662 HEATING ELEMENT BOILER 2200W 230V**  
 immersed depth 230 mm  
 flange external  $\varnothing$  72 mm - with bulbholder sheathin  
 with gasket O-ring  $\varnothing$  67 mm (3186014)  
 for Dishwasher (COMENDA) FC53 - FC54L



COMENDA 110386

COMENDA 110361



Suitable for:

# COMENDA



Suitable for:

**5008832 HEATING ELEMENT BOILER 2400W 230V**  
 immersed depth 225 mm  
 flange external  $\varnothing$  63 mm - with bulbholder sheathin  
 complete with gasket OR  $\varnothing$  58 mm (3186013)  
 for Glasswasher/Cupwasher (COMENDA) BC2E - BC2EA  
 BC3E - BC3EA - BC33E - BC33EA - LB200 - LB215  
 LB260 - LB275



COMENDA 110396

**3355115 HEATING ELEMENT BOILER 2500W 230V**  
 immersed depth 250 mm  
 flange external  $\varnothing$  63 mm - with bulbholder sheathin  
 complete with gasket OR  $\varnothing$  58 mm (3186013)  
 for Glasswasher/Cupwasher (COMENDA) LBR200  
 LBR215 - LBR215A



COMENDA 110262

**3355104 HEATING ELEMENT BOILER 3000W 230/380V**  
 immersed depth 325 mm  
 flange external  $\varnothing$  72 mm - with bulbholder sheathin  
 complete with gasket OR  $\varnothing$  67 mm (3186014)  
 for Dishwasher (COMENDA) F300 - R40 - R50  
 for Dishwasher hood type (COMENDA) C33 - C34  
 for Pan/utensilwashing machines (COMENDA) G50



COMENDA 110226

**3755058 HEATING ELEMENT BOILER 3000W 230V**  
 immersed depth 330 mm  
 flange external  $\varnothing$  72 mm - with bulbholder sheathin  
 complete with gasket OR  $\varnothing$  67 mm (3186014)  
 for Dishwasher (COMENDA) FC53 - FC54  
 for Dishwasher (COMENDA) LF320



COMENDA 110363

**3186013 O-RING GASKET 06187 EPDM  $\varnothing$  58 mm**



COMENDA 200820

**3186014 O-RING GASKET 06225 EPDM  $\varnothing$  67 mm**



COMENDA 200815

**3455398 HEATING ELEMENT BOILER 6000W 240/415V**  
 immersed depth 410 mm  
 flange external  $\varnothing$  72 mm - with bulbholder sheathin  
 with gasket O-ring  $\varnothing$  67 mm (3186014)  
 nut on request (3528233) and washer (3528238)  
 for Dishwasher conveyor type (COMENDA) - Series AC  
 for Dishwasher pull-through (COMENDA) - Series AC  
 Series ACR - Series NG



COMENDA 110383

Suitable for:

Suitable for:

**3355463 HEATING ELEMENT BOILER 8000/9000W 240/45**  
 immersed depth 480 mm  
 flange external  $\varnothing$  72 mm - with bulbholder sheathin  
 complete with gasket OR  $\varnothing$  67 mm (3186014)  
 nut on request (3528233) and washer (3528238)  
 for Dishwasher conveyor type (COMENDA) - Series NE  
 Series NL  
 for Dishwasher pull-through (COMENDA) - Series AC  
 Series ACR

**3186014 O-RING GASKET 06225 EPDM  $\varnothing$  67 mm**



COMENDA 110343

COMENDA 200815

**3355461 HEATING ELEMENT FINNED 1000W 220V**  
 for drying  
 immersed depth 430 mm - width 50 mm  
 length of finned part 335 mm  
 connections  $\varnothing$  14 mm  
 nut (3528232) and washer (3528238) on request  
 for Dishwasher conveyor type (COMENDA) - Series N  
 for Dishwasher pull-through (COMENDA) - Series S  
 Series SE



COMENDA 110704

**3355108 HEATING ELEMENT FOR BOILER 12500W 230/38**  
 immersed length 620 mm  
 flange external  $\varnothing$  72 mm - bulbholder sheathing  
 complete with gasket OR  $\varnothing$  67 mm (3186014)  
 nut (3528232) and washer (3528238) on request  
 for Dishwasher pull-through (COMENDA) S90

**3186014 O-RING GASKET 06225 EPDM  $\varnothing$  67 mm**



COMENDA 110367

COMENDA 110379

COMENDA 110382

COMENDA 200815

**3355109 HEATING ELEMENT FOR TANK 1500W 220V**  
 immersed length 220 mm  
 width 60 mm - height 45 mm  
 flange 80x27 mm - complete with gasket  
 for Dishwasher (COMENDA) F300 - R50  
 for Glasswasher/Cupwasher (COMENDA) B11T

**3355371 HEATING ELEMENT FOR TANK 2400W 230V**  
 immersed length 395 mm  
 flange 80x27 mm - complete with gasket



COMENDA 110228

COMENDA 110373



Suitable for:

# COMENDA



**3755993 HEATING ELEMENT TANK ADHESIVE 500W 230V**  
 dimensions 380x75 mm  
 for Dishwasher (COMENDA) FC3E - FC3EA - FC3M  
 FC3MA - FC4E - FC4EA - FC4EHRT - FC4M - FC4MA  
 FC44E - FC44EA



COMENDA 110285

Suitable for:

**3355464 HEATING ELEMENT TANK 1275W 230V**  
 immersed depth 105 mm  
 width 150 mm - height 45 mm  
 fittings ø 10 mm  
 for Glasswasher/Cupwasher (COMENDA) - Series BC  
 Series BR



COMENDA 110260

**3355059 HEATING ELEMENT TANK 1500W 230V**  
 immersed depth 300 mm  
 width 120 mm - fittings ø 10 mm  
 for Glasswasher/Cupwasher (COMENDA) - Series LBC  
 Series LBR



COMENDA 110261

**3355462 HEATING ELEMENT TANK 2000W 230V**  
 immersed depth 350 mm  
 width 195 mm - fittings ø 10 mm  
 for Dishwasher (COMENDA) - Series FC - F320



COMENDA 110263

**3355570 HEATING ELEMENT TANK 2000W 230V**  
 immersed depth 290 mm  
 width 150 mm - fittings ø 12 mm  
 for Glasswasher/Cupwasher (COMENDA) - Series BHC  
 Series LB



COMENDA 110269

**3060000 DUTRAL SEAL 18.5x10x3 mm**  
 for Dishwasher hood type (COMENDA) LC380  
 for Dishwasher pull-through (COMENDA) - Series ACR  
 for Glasswasher/Cupwasher (COMENDA) - Series B  
 Series LBC



COMENDA 200415

**3455397 HEATING ELEMENT TANK 2000W 230V**  
 immersed depth 308 mm  
 width 90 mm - fittings ø 12 mm  
 for Dishwasher (COMENDA) LFD32E - LFD32EA - LFD32M  
 LFD32MA - LF321 - LF322 - LF324 - LF325E  
 LF325EA - LF700  
 for Pan/utensilwashing machines (COMENDA) GF70  
 GF70A



COMENDA 110273

**5067548 HEATING ELEMENT TANK 2000W 230V**  
 immersed depth 405 mm  
 width 210 mm - fittings ø 10 mm  
 for Dishwasher hood type (COMENDA) LC411M



COMENDA 110291



Suitable for:

Suitable for:

**3355098 HEATING ELEMENT TANK 2400W 230V**  
 immersed depth 210 mm  
 flange external  $\varnothing$  63 mm - with bulbholder sheathin  
 complete with gasket OR  $\varnothing$  58 mm (3186013)  
 for Dishwasher (COMENDA) B24 - B25 - B26 - B27

**3186013 O-RING GASKET 06187 EPDM  $\varnothing$  58 mm**



COMENDA 110364

COMENDA 200820

**3355605 HEATING ELEMENT 10000W 230/400V**  
 immersed length 480 mm  
 flange external  $\varnothing$  72 mm - bulbholder sheathing  
 complete with gasket OR  $\varnothing$  67 mm (3186014)  
 nut (3528232) and washer (3528238) on request  
 for Dishwasher pull-through (COMENDA)

**7150193 HEATING ELEMENT 14000W 230/400V**  
 immersed depth 515 mm  
 flange external  $\varnothing$  72 mm - with bulbholder sheathin



COMENDA 110388

COMENDA 110392

**3355121 HEATING ELEMENT 1800W 230V**  
 immersed depth 220 mm  
 width 110 mm - fittings  $\varnothing$  10 mm  
 for Dishwasher (COMENDA) B24 - B25 - B26 - B27  
 B31 - B32 - B41 - F20  
 for Glasswasher/Cupwasher (COMENDA) B10 - B11  
 B12 - B13 - B14 - B15 - B16

**3355101 HEATING ELEMENT 3000W 220/380V**  
 immersed length 410 mm  
 width 60 mm - flange 80x27 mm  
 for Dishwasher (COMENDA) F2 - F3 - F55 - R40 - R70  
 for Dishwasher hood type (COMENDA) C30



COMENDA 110204

COMENDA 110235

COMENDA 110227

**3355099 HEATING ELEMENT 3200W 230V**  
 for wash tank and boiler  
 immersed depth 230 mm  
 flange external  $\varnothing$  63 mm - with bulb-sheathing  
 complete with gasket OR  $\varnothing$  58 mm (3186013)  
 for Dishwasher (COMENDA) B31 - B32 - B41 - F20  
 F300  
 for Glasswasher/Cupwasher (COMENDA) B10 - B11  
 B12 - B13 - B14 - B15

**3186013 O-RING GASKET 06187 EPDM  $\varnothing$  58 mm**



COMENDA 110366

COMENDA 200820



Suitable for:

Suitable for:

**3355522 HEATING ELEMENT 3200W 230V**  
 immersed depth 235 mm  
 flange external  $\varnothing$  63 mm - with bulbholder sheathin  
 complete with gasket OR  $\varnothing$  58 mm (3186013)  
 for Glasswasher/Cupwasher (COMENDA) - Series BHC

**3186013 O-RING GASKET 06187 EPDM  $\varnothing$  58 mm**



COMENDA 110397

COMENDA 200820

**3355105 HEATING ELEMENT 4200W 230/380V**  
 for boiler and wash tank  
 immersed depth 340 mm  
 flange external  $\varnothing$  72 mm - with bulb-sheathing  
 complete with gasket OR  $\varnothing$  67 mm (3186014)  
 for Dishwasher (COMENDA) F2 - F3 - R70  
 for Dishwasher hood type (COMENDA) C30

**3186014 O-RING GASKET 06225 EPDM  $\varnothing$  67 mm**



COMENDA 110331

COMENDA 200815

**5061575 HEATING ELEMENT 5000W 230/400V**  
 immersed depth 350 mm  
 flange external  $\varnothing$  72 mm - with bulbholder sheathin  
 for Dishwasher (COMENDA) LF321M - LF322M

**3186014 O-RING GASKET 06225 EPDM  $\varnothing$  67 mm**



COMENDA 110332

COMENDA 200815

**3455471 HEATING ELEMENT 6000W 230/400V**  
 for boiler  
 immersed depth 390 mm  
 flange external  $\varnothing$  72 mm - with bulb-sheathing  
 complete with gasket OR  $\varnothing$  67 mm (3186014)  
 nut on request (3528233) and washer (3528238)  
 for Dishwasher hood type (COMENDA) C33 - C34  
 for Dishwasher pull-through (COMENDA) S90  
 for Pan/utensilwashing machines (COMENDA) G131  
 G50 - G66

**3755994 HEATING ELEMENT 7000W 230/400V**  
 immersed depth 355 mm  
 flange external  $\varnothing$  72 mm - with bulbholder sheathin  
 complete with gasket OR  $\varnothing$  67 mm (3186014)  
 for Dishwasher (COMENDA) FC3E - FC3EA - FC3M  
 FC3MA - FC3MR - FC4E - FC4EA - FC4M - FC4MA  
 FC44E - FC44EA



COMENDA 110349

COMENDA 110333

Suitable for:

**3355107 HEATING ELEMENT 9000W 230/380V**  
 for tank and boiler  
 immersed depth 485 mm  
 flange external  $\varnothing$  72 mm - with probe receptacle  
 complete with gasket OR  $\varnothing$  67 mm (3186014)  
 nut (3528232) and washer (3528238) on request  
 for Dishwasher hood type (COMENDA)  
 C33 - C34  
 for Pan/utensilwashing machines (COMENDA)  
 G131 - G50 - G66  
 for Dishwasher pull-through (COMENDA) ACS202

Suitable for:

**3186014 O-RING GASKET 06225 EPDM  $\varnothing$  67 mm**



COMENDA 110362

COMENDA 200815

## Hinges, catches and accessories

**3053202 DOOR BUMPER**  
 for Dishwasher (COMENDA) FC53 - FC533 - FC54  
 FC543 - FC544



COMENDA 210402

**3053054 DOOR HINGE**  
 for Dishwasher (COMENDA) - Series F  
 for Glasswasher/Cupwasher (COMENDA) - Series B



COMENDA 321802

**3053055 HINGE PIN**  
 for Dishwasher (COMENDA) - Series F  
 for Glasswasher/Cupwasher (COMENDA) - Series B



COMENDA 341218

**3053056 DOOR TIE ROD 350 mm**  
 for Dishwasher (COMENDA) - Series F  
 for Glasswasher/Cupwasher (COMENDA) - Series B



COMENDA 330209

**3053065 SLIDING PLATE FOR TIE ROD**  
 for Dishwasher (COMENDA) - Series F - LF315  
 LF320 - LF350  
 for Glasswasher/Cupwasher (COMENDA) - Series B



COMENDA 160905



Suitable for:

**3053057 TIE ROD CLIP**  
for Glasswasher/Cupwasher (COMENDA) - Series B  
Series F



COMENDA 250207

**5060892 DOOR HINGE WITH PIN RH  $\phi$  11 mm**  
for Dishwasher (COMENDA) F3E - F3M - F4E - F4M



COMENDA 324188

**3250102 DOOR SPRING  $\phi$  17x97 mm**



COMENDA H34773

**3053154 DOOR TIE ROD  $\phi$  4.5x240 mm**  
for Dishwasher (COMENDA) FC53 - FC533 - FC54  
FC543 - FC544



COMENDA 330233

**3053201 DOOR TIE ROD RETAINER**  
for Dishwasher (COMENDA) LF



COMENDA H34827

COMENDA 190619

# COMENDA



Suitable for:

**3053139 TIE ROD PLATE**  
for Pan/utensilwashing machines (COMENDA) G115  
G65



COMENDA 331461

**3053144 DOOR SPRING**  
external  $\phi$  22x210 mm  
for Pan/utensilwashing machines (COMENDA) GE100  
GE115 - GE60 - GE65 - GE80



COMENDA 450237

**3250103 THREADED SPRING CONNECTING ROD  $\phi$  6x80 mm**



COMENDA H34774

**3053155 DOOR TIE ROD PIN**  
for Dishwasher (COMENDA) FC53 - FC533 - FC54  
FC543 - FC544



COMENDA 342010

**3186443 GASKET FOR DOOR TIE ROD BLOCK**  
dimensions 35x14 mm - hole  $\phi$  6 mm  
for Glasswasher/Cupwasher (COMENDA) - Series BC  
Series BR



COMENDA 160837



Suitable for:

**3053213 HINGE FOR DOOR**



COMENDA 321807

**3053156 TIE ROD PIN WASHER**

for Dishwasher (COMENDA) FC53 - FC533 - FC54  
FC543 - FC544



COMENDA 160838

**3053153 DOOR TIE ROD  $\varnothing$  4.5x250 mm**

for Dishwasher (COMENDA) LF315 - LF320 - LF350



COMENDA 330231

**3053201 DOOR TIE ROD RETAINER**  
for Dishwasher (COMENDA) LF



COMENDA H34827

COMENDA 190619

**3053213 HINGE FOR DOOR**



COMENDA 321807

# COMENDA



Suitable for:

**3053065 SLIDING PLATE FOR TIE ROD**

for Dishwasher (COMENDA) - Series F - LF315

LF320 - LF350

for Glasswasher/Cupwasher (COMENDA) - Series B



COMENDA 160905

**3053155 DOOR TIE ROD PIN**

for Dishwasher (COMENDA) FC53 - FC533 - FC54

FC543 - FC544



COMENDA 342010

**3186443 GASKET FOR DOOR TIE ROD BLOCK**

dimensions 35x14 mm - hole  $\varnothing$  6 mm

for Glasswasher/Cupwasher (COMENDA) - Series BC  
Series BR



COMENDA 160837

**3053065 SLIDING PLATE FOR TIE ROD**

for Dishwasher (COMENDA) - Series F - LF315

LF320 - LF350

for Glasswasher/Cupwasher (COMENDA) - Series B



COMENDA 160905



Suitable for:

**3053156 TIE ROD PIN WASHER**  
for Dishwasher (COMENDA) FC53 - FC533 - FC54  
FC543 - FC544



COMENDA 160838

**3053134 DOOR TIE ROD  $\varnothing$  5x168 mm**  
for Glasswasher/Cupwasher (COMENDA) - Series BC  
Series BR - FC43




COMENDA 330227

**3053135 DOOR TIE ROD PIN**  
for Glasswasher/Cupwasher (COMENDA) - Series BC  
Series BR



COMENDA 341922

**3186443 GASKET FOR DOOR TIE ROD BLOCK**  
dimensions 35x14 mm - hole  $\varnothing$  6 mm  
for Glasswasher/Cupwasher (COMENDA) - Series BC  
Series BR



COMENDA 160837

**3053141 DOOR TIE ROD  $\varnothing$  5x200 mm**  
for Glasswasher/Cupwasher (COMENDA) - Series BHC



COMENDA 330235

# COMENDA



Suitable for:

**3053137 DOOR TIE ROD**  
for Glasswasher/Cupwasher (COMENDA) - Series BC  
Series BR



COMENDA 160909

**3053138 DOOR TIE ROD RETAINER**  
for Glasswasher/Cupwasher (COMENDA) - Series BC  
Series BR



COMENDA 190644

**3053136 TIE ROD PIN RING  $\varnothing$  7 mm**  
for Glasswasher/Cupwasher (COMENDA) - Series BC  
Series BR



COMENDA 160836

**3053142 DOOR TIE ROD PIN**  
for Glasswasher/Cupwasher (COMENDA) - Series BHC



COMENDA 342701



Suitable for:

**3053201 DOOR TIE ROD RETAINER**  
for Dishwasher (COMENDA) LF



COMENDA H34827

COMENDA 190619

**3053140 SELF-LOCKING HEXAGON NUT M5**  
stainless steel - with nylon built-in ring  
UNI 7473 - DIN 982 - ISO 7040  
for Glasswasher/Cupwasher (COMENDA) BHC25 - BHC25A  
BHC30 - BHC30A - BHC30E - BHC30EA - BHC30HR  
BHC30HR-2 - BHC30HRA - BHC30HR380 - BHC433  
BHC433-2 - BHC433A - BHC433A-2



COMENDA 260414

**3053156 TIE ROD PIN WASHER**  
for Dishwasher (COMENDA) FC53 - FC533 - FC54  
FC543 - FC544



COMENDA 160838

**5060690 HINGE FOR DOOR WITH PIN LH  $\phi$  11 mm**  
for Dishwasher (COMENDA) F3E - F3M - F4E - F4M



COMENDA 324187

**5060893 SPRING TIE ROD**  
for Glasswasher/Cupwasher (COMENDA) BC2E - BC3E  
F3E - F3M - F4E



COMENDA 330242

## COMENDA



Suitable for:

**1186192 FLAT WASHER M5**  
internal/external  $\phi$  5.3/10 mm - thickness 1 mm  
stainless steel - UNI 6592 - DIN 125 A - ISO 7089



COMENDA 260503

**3053065 SLIDING PLATE FOR TIE ROD**  
for Dishwasher (COMENDA) - Series F - LF315  
LF320 - LF350  
for Glasswasher/Cupwasher (COMENDA) - Series B



COMENDA 160905

**5057555 CABLE MADE OF STEEL  $\phi$  1.5x345 mm**  
for Glasswasher/Cupwasher (COMENDA) F3E - F3M  
F4E - F4M



COMENDA 390308



Suitable for:

**3250186 DOOR BALANCE SPRING WITH PLATES**  
for Glasswasher/Cupwasher (COMENDA) BC2E - BC3E  
F3E - F3M - F4E - F4M

# COMENDA



Suitable for:



COMENDA 450290

**3714001 STEEL CABLE**



COMENDA 390307

**3053185 TIE ROD FOR DOOR  $\varnothing$  4,5x333 mm**



COMENDA H34440

**3053137**

**DOOR TIE ROD**

for Glasswasher/Cupwasher (COMENDA) - Series BC  
Series BR



COMENDA 160909

## Hose-end fittings

**3315032 "T" DOUBLE HOSE END FITTING 13 mm**  
for Dishwasher (COMENDA) FCHR - FCHRA - FCHRT  
FCHRTA - FC3M - FC3MR - FC4M - FC53 - FC54  
LF320  
for Dishwasher hood type (COMENDA) C166  
for Glasswasher/Cupwasher (COMENDA) BC25 - BC30  
BHC25 - BHC30 - BHC433 - FC43



COMENDA 180415

**3315028**

**"T" FITTING**

for Dishwasher pull-through (COMENDA) - Series AC  
Series ACR



COMENDA 190307

**3315100 "T" HOSE-END FITTING  $\varnothing$  13 mm**



COMENDA 180403





Suitable for:

**3243278 EXTERNAL RINSE ARM CONNECTOR**  
for Dishwasher hood type (COMENDA)  
C140 - C155 - C165 - C166 - C30 - C70 - C75 - C85  
C95  
for Dishwasher hood type (COMENDA) LC380



COMENDA 190315

**3243927 GASKET FLAT NEOPRENE  $\varnothing$  24x16x3 mm**




COMENDA 200457

**3243280 TUBE POLYETHYLENE TRANSPAR. LLDPE JG**  
 $\varnothing$  9.52x6.35 mm  
SOLD BY LINEAR METER  
for Dishwasher hood type (COMENDA) C155 - C70



COMENDA 160115

**3315101 HOSE-END FITTING "T" GRAY**  
 $\varnothing$  12-8.5-12 mm



COMENDA H33817

COMENDA 180408

**3243277 RINSE ARM CONNECTOR**  
for Dishwasher hood type (COMENDA) C33 - C34



COMENDA 190311

Suitable for:

**3243282 FITTING RINSE INTERNAL  $\varnothing$  3/8"-1/4"**  
for Dishwasher hood type (COMENDA) C155 - C165  
C166 - C95 - LC380 - LC400



COMENDA 280118

**3243279 RINSE FITTING NUT  $\varnothing$  3/8" mm**  
for Dishwasher hood type (COMENDA) C140 - C155  
C165 - C166 - C30 - C70 - C75 - C85 - C95  
LP360




COMENDA 180123

**5007638 HOSE-END FITTING 90° 1/2"x  $\varnothing$  12 mm**



COMENDA 510403

**3243932 RINSE FITTING SUPPORT**  
for Dishwasher hood type (COMENDA) C155 - C95



COMENDA 280522



Suitable for:

# COMENDA



Suitable for:

**3315102 T HOSE-END FITTING 11.5 mm**



COMENDA 180413

**3315103 T-HOSE-END FITTING FOR BYPASS**



COMENDA 180411

**5022384 NUT FOR FITTING 1/4"**



COMENDA 180130

## Hydraulic piping

**3010132 BLACK POLYETHYLENE PIPE LLDPE JG**  
ø 6.35x4.35 mm  
sold per metre



COMENDA 160117

**3450636 HOSE PRESSURE SWITCH ø 5x9 mm - 100 mt**  
external ø 9 mm  
internal ø 5 mm



COMENDA 160121

**3349487 PIPE**  
internal ø 50 mm - external ø 60 mm  
temperature -40°+100°C  
sold per meter  
for Dishwasher conveyor type (COMENDA)  
Series GMC - LAV1000 - LAV1001 - LAV1501  
Series NE  
for Dishwasher pull-through (COMENDA) ACL100  
ACL150 - ACRS145 - ACRS205 - ACRS225 - ACRS245  
ACRS260 - ACRS265 - ACRS305 - ACR145 - ACR205  
ACR225 - ACR245 - ACR260 - ACR265 - ACR305  
ACS101 - ACS122 - ACS151 - ACS152 - ACS181  
ACS182 - ACS201 - ACS202 - ACS241 - ACS242  
ACS91 - AC100 - AC101 - AC105 - AC120 - AC122  
AC135 - AC150 - AC151 - AC152 - AC170 - AC181  
AC182 - AC200 - AC201 - AC202 - AC241 - AC242



COMENDA 200105

**3349488 PIPE**  
internal ø 60 mm - external ø 70mm  
temperature -40° to +100°C  
sold per meter



COMENDA 200116



Suitable for:

**3450236** **PRESSURE SWITCH HOSE**  $\varnothing$  5x9 mm - 20 m  
 $\varnothing$  external 9 mm  
 $\varnothing$  internal 5 mm



COMENDA 160121

**3090734** **PVC HOSE**  $\varnothing$  5x8 mm - 10 m  
 food-safe



COMENDA 160108

**3090759** **PVC PIPE**  $\varnothing$  4/6 mm - 10 m  
 alimentary



COMENDA 160105

**5005343** **RINSE HOSE**  $\varnothing$  8 mm  
 length 300 mm  
 for Dishwasher (COMENDA) C1000E - C1300E - LC412  
 LC700 - LC900M - XLC



COMENDA 332526

Suitable for:

**3450037** **PRESSURE SWITCH PIPE**  $\varnothing$  4x10 mm  
 rubber pipe for pressure switch  
 external  $\varnothing$  10 mm  
 internal  $\varnothing$  4 mm  
 length 260 mm  
 for Dishwasher hood type (COMENDA) - Series C  
 for Dishwasher pull-through (COMENDA) - Series SE  
 for Glasswasher/Cupwasher (COMENDA) - Series B



COMENDA 200353

**3090234** **PVC HOSE**  $\varnothing$  5x8 mm - 100 m  
 food-safe



COMENDA 160108

**3090259** **PVC PIPE**  $\varnothing$  4/6 mm - 100 m  
 alimentary



COMENDA 160105

**3450180** **RINSE PIPE**  $\varnothing$  12x8 mm  
 for Dishwasher conveyor type (COMENDA)  
 Series LAV - Series LV - Series LVP  
 for Dishwasher hood type (COMENDA) C33 - C34  
 for Dishwasher pull-through (COMENDA) ACRS145  
 ACRS205 - ACRS225 - ACRS245 - ACRS260  
 ACRS265 - ACRS305 - ACR145 - ACR205 - ACR225  
 ACR245 - ACR260 - ACR265 - ACR305 - ACS101  
 ACS122 - ACS151 - ACS152 - ACS181 - ACS182  
 ACS201 - ACS202 - ACS241 - ACS242 - ACS91  
 AC101 - AC120 - AC122 - AC150 - AC151 - AC152  
 AC170 - AC181 - AC182 - AC200 - AC201 - AC202  
 AC241 - AC242 - AC91 - Series NE - Series NL  
 for Pan/utensilwashing machines (COMENDA)  
 Series NG



COMENDA 160113



Suitable for:

# COMENDA



**3450197 RUBBER HOSE  $\varnothing$  11x19 mm - 45 mt**  
 temperature  $-30^{\circ}+110^{\circ}\text{C}$   
 operating pressure 10 bar  
 burst pressure 40 bar  
 non-toxic rubber hose  
 external  $\varnothing$  19 mm  
 internal  $\varnothing$  11 mm  
 45 m bundles  
 for 5-m bundles see 3450297



COMENDA 200122

Suitable for:

**3450297 RUBBER HOSE  $\varnothing$  11x19 mm - 5 m**  
 temperature  $-30^{\circ}+110^{\circ}\text{C}$   
 operating pressure 10 bar  
 burst pressure 40 bar  
 non-toxic rubber hose  
 external  $\varnothing$  19 mm  
 internal  $\varnothing$  11 mm  
 5-m bundles  
 for 50-m bundles see 3450197



COMENDA 200122

**3450209 RUBBER PIPE  $\varnothing$  13x20 mm - 40 m**  
 operating temperature  $-40+100^{\circ}\text{C}$



COMENDA 200113

**3450118 RUBBER PIPE 8x15 mm INDUSTRIA 10**  
 sold per meter



COMENDA 200117

## Indicator lights

**3221132 GREEN INDICATOR LAMP 230V**  
 head  $\varnothing$  13.5 mm - hole  $\varnothing$  10 mm -  $120^{\circ}\text{C}$   
 universal application



COMENDA 130115

**3221082 GREEN INDICATOR LAMP 24V**  
 hole  $\varnothing$  11.5 mm  
 head  $\varnothing$  18 mm  
 for Dishwasher (COMENDA) - Series F  
 for Dishwasher pull-through (COMENDA) AC105 - AC95  
 for Pan/utensilwashing machines (COMENDA) G115  
 G125 - G65 - G75



COMENDA 130117  
COMENDA 130711

COMENDA 130170

COMENDA 130170+130711

**3221083 RED INDICATOR LAMP 24V**  
 hole  $\varnothing$  11.5 mm  
 head  $\varnothing$  18 mm  
 for Dishwasher (COMENDA) - Series F  
 for Dishwasher pull-through (COMENDA) AC105 - AC95  
 for Pan/utensilwashing machines (COMENDA) G115  
 G125 - G65 - G75



COMENDA 130118  
COMENDA 130710

COMENDA 130170

COMENDA 130170+130710



Suitable for:

**3221398 GREEN LED LAMP 220V**  
for Dishwasher (COMENDA) FC3M



COMENDA 130188+130707

Suitable for:

**5007773 LAMP CAP FLAT WHITE SU2**  
mounting hole  $\varnothing$  6 mm - head  $\varnothing$  7 mm



COMENDA 130707

**3221426 GREEN LED LAMP 24V**



COMENDA 130181

**5029789 GREEN LED 5V DC**



COMENDA 130182

**5012410 INDICATOR LAMP CLEAR 220V 16A**  
mounting hole 27x25 mm  
colour: white



COMENDA 130153

**3221370 INDICATOR LAMP GREEN DOUBLE 16A 250V**  
mounting hole 27x25 mm  
for Pan/utensilwashing machines (COMENDA) GF90  
GF90A




COMENDA 130147

**3221107 INDICATOR LAMP GREEN 220V**  
mounting hole 30x22 mm  
with silk-screen printing  
for Glasswasher/Cupwasher (COMENDA) - Series B




COMENDA 130125

**3221108 INDICATOR LAMP GREEN 220/380V**  
mounting hole 30x22 mm  
with silk-screen printing



COMENDA 130126

**3221123 INDICATOR LAMP GREEN 220V**  
mounting hole 27x25 mm  
with silk-screen printing MACHINE ON  
for Dishwasher (COMENDA) F90 - LF315 - LF450  
for Dishwasher hood type (COMENDA) LP360



COMENDA 130168

COMENDA 53S0016/B29

**3221087 CAP FOR LAMP HOLE LOCK 30x30 mm**  
mounting hole 27x25 mm  
for Dishwasher (COMENDA)



COMENDA 160733

COMENDA 160750



Suitable for:

**3221124 INDICATOR LAMP GREEN 220V**  
mounting hole 27x25 mm  
with silk-screen printing MACHINE READY  
for Dishwasher (COMENDA) F90 - LF315 - LF450  
for Dishwasher hood type (COMENDA) LP360



COMENDA 130169

# COMENDA



Suitable for:

**3221047 INDICATOR LAMP GREEN 220V 16A**  
mounting hole 27x25 mm  
with silk-screen printing MACHINE RUNNING  
for Dishwasher (COMENDA) LF315 - LF450  
for Dishwasher hood type (COMENDA) LP360  
for Pan/utensilwashing machines (COMENDA) F90M



COMENDA 130152

**3221085 INDICATOR LAMP GREEN 230V**  
ø head 18 mm - ø hole 12 mm - 120°C  
for Dishwasher (COMENDA) - Series F  
for Dishwasher hood type (COMENDA) C33 - C34



COMENDA 130121

**3221084 INDICATOR LAMP RED 230V**  
ø head 18 mm - ø hole 12 mm - 120°C  
for Dishwasher (COMENDA) - Series F  
for Dishwasher hood type (COMENDA) C33 - C34




COMENDA 130120

**3221110 INDICATOR LAMP GREEN 230V**  
ø head 7 mm - ø hole 6 mm - 120°C  
wire connection length 210 mm



COMENDA 130157

**3221636 INDICATOR LAMP GREEN 24V**  
mounting hole 27x25 mm  
for Dishwasher (COMENDA) LF320  
for Dishwasher hood type (COMENDA) LC380 - LP360  
for Pan/utensilwashing machines (COMENDA) GF90  
GF90A



COMENDA 130180

**3221036 INDICATOR LAMP MACHINE ON 220/250V**  
mounting hole 27x25 mm  
colour: orange  
for Dishwasher hood type (COMENDA) C140 - C70  
C85



COMENDA 130134

**3221087 CAP FOR LAMP HOLE LOCK 30x30 mm**  
mounting hole 27x25 mm  
for Dishwasher (COMENDA)



COMENDA 160733

COMENDA 160750



Suitable for:

**3221038 INDICATOR LAMP MACHINE OPERATING 220/250**  
mounting hole 27x25 mm  
colour: orange  
for Dishwasher hood type (COMENDA) C140 - C70  
C85



COMENDA 130136

## COMENDA



Suitable for:

**3221037 INDICATOR LAMP MACHINE READY 220/250V**  
mounting hole 27x25 mm  
colour: orange  
for Dishwasher hood type (COMENDA) C140 - C70  
C85



COMENDA 130135

**3221109 INDICATOR LAMP ORANGE 230V**  
ø head 7 mm - ø hole 6 mm - 120°C  
pvc cable length 210 mm



COMENDA 130159

**5007774 LAMP CAP FLAT YELLOW/GREEN SU2**  
mounting hole ø 6 mm - head ø 7 mm



COMENDA 130708

**5033141 LED LAMP GREEN 5V**  
with cable 200 mm



COMENDA 130196

**5007773 LAMP CAP FLAT WHITE SU2**  
mounting hole ø 6 mm - head ø 7 mm



COMENDA 130707

**3221095 ORANGE INDICATOR LAMP 230V**  
head ø 13.5 mm - hole ø 10 mm - 120°C  
universal application



COMENDA 130116

**3221080 RED INDICATOR LAMP 230V**  
head ø 13.5 mm - hole ø 10 mm - 120°C  
for Glasswasher/Cupwasher (COMENDA) - Series B




COMENDA 130103

**3221376 RED LAMP CAP**



COMENDA 130701

**3221019 RED LAMP 220V**



COMENDA 150105



Suitable for:

# COMENDA



Suitable for:

## Inlet hoses


**3449033 FLEX HOSE  $\varnothing$  3/4" Fp x Fp 2000 mm**  
 EPDM hose covered in stainless steel  
 hose external  $\varnothing$  17 mm - hose internal  $\varnothing$  12 mm  
 max temperature 90°C  
 max pressure 20 bar  
 WRAS approved



COMENDA 200715

## Interference suppression filters

**3160099 INTERFERENCE SUPPRES. FILTER F3CF71112**  
 0.47 $\mu$ F



COMENDA 631209

## Ironmongery (screws,nuts,washers)

**1349042 BRASS NUT  $\varnothing$  3/8"**



COMENDA 270107

**5055105 CYLINDER HEAD SCREW M4x10**  
 stainless steel - cross recessed  
 UNI 7687 - DIN 7985 - ISO 7045



COMENDA H28699

**1528631 CYLINDER HEAD SCREW M4x8**  
 stainless steel - cross recessed  
 UNI 7687 - DIN 7985 - ISO 7045



COMENDA H25700

**5007788 CYLINDER HEAD SCREW M5x25**  
 stainless steel - cross recessed  
 UNI 7687 - DIN 7985 - ISO 7045



COMENDA 260213



Suitable for:

**7102136 ELASTIC CLASP  $\varnothing$  4x10 mm**  
st./steel - UNI 6873 - DIN 1481 - ISO 8752  
per LAVASTOVIGLIE COMENDA



COMENDA 451128


Suitable for:

**5020906 ELASTIC CLASP  $\varnothing$  4x16 mm**  
st./steel - UNI 6873 - DIN 1481 - ISO 8752



COMENDA 451123

**5007493 ELASTIC CLASP  $\varnothing$  6x30 mm**  
st./steel - UNI 6873 - DIN 1481 - ISO 8752




COMENDA 451121

**3528239 HEXAGON HEAD SCREW M5x20**  
stainless steel - UNI 5739 - DIN 933 - ISO 4017



COMENDA 260129

**5042380 HEXAGON HEAD SCREW M6x20**  
stainless steel - UNI 5739 - DIN 933 - ISO 4017



COMENDA 260105

**1184820 HEXAGON HEAD SCREW M6x25**  
stainless steel - UNI 5739 - DIN 933 - ISO 4017



COMENDA 260106

**1528622 HEXAGON HEAD SCREW M8x16**  
stainless steel - UNI 5739 - DIN 933 - ISO 4017



COMENDA 260112

**1184008 HEXAGON HEAD SCREW M8x25**  
stainless steel - UNI 5739 - DIN 933 - ISO 4017



COMENDA 260114

**3528240 HEXAGON HEAD SCREW M8x50**  
stainless steel - UNI 5739 - DIN 933 - ISO 4017



COMENDA 260118

**3528142 HEXAGON NUT M4 BLIND**  
stainless steel - height 8.5 mm - UNI 5721 - DIN 1



COMENDA H29594



Suitable for:

# COMENDA



**3528106** **HEXAGONAL HEAD SCREW M5x16**  
st./steel - UNI 5739 - DIN 933 - ISO 4017



COMENDA 260126

Suitable for:

**3528094** **HEXAGONAL HEAD SCREW M8x12**  
st./steel - UNI 5739 - DIN 933 - ISO 4017



COMENDA 260147

**3528137** **HEXAGONAL NUT HIGH M8**  
stainless steel - UNI 5587 - ISO 4033



COMENDA 260406

**3528213** **HEXAGONAL NUT MID M5**  
st./steel - UNI 5588 - DIN 934 - ISO 4032



COMENDA 260403

**1528621** **HEXAGONAL NUT M8 SHORT M8**  
stainless steel - UNI 5589 - DIN 936 - ISO 4035



COMENDA 260405

**1348041** **HEXAGONAL SELF-LOCKING NUT M8**  
stainless steel - with built in nylon ring  
UNI 7473 - DIN 982 - ISO 7040



COMENDA 260415

**3528126** **LARGE PAN HEAD SCREW M5x20**  
stainless steel - slotted



COMENDA 260250

**3528230** **NUT HEXAGONAL HIGH M6**  
stainless steel - UNI 5587 - ISO 4033



COMENDA 260404

**3528019** **SCREW NUT**



COMENDA 160542


**5035625** **SCREW WITH HEXAGON HEAD M8x35**  
stainless steel - UNI 5739 - DIN 933 - ISO 4017



COMENDA 260116

Suitable for:

**3528140 SELF-LOCKING HEXAGON NUT M6**  
stainless steel - with nylon built-in ring  
UNI 7474 - DIN 985 - ISO 10511



COMENDA 260412

Suitable for:

**5048426 SELF-TAPPING SCREW  $\varnothing$  2.9x9.5 mm**  
stainless steel - countersunk flat head  
cross recessed - C type end  
UNI 6955 - DIN 7982 - ISO 7050



COMENDA H33277

**5006765 SELF-TAPPING SCREW  $\varnothing$  3.5x9.5 mm**  
stainless steel - cylinder head  
cross recessed - C type end  
UNI 6954 - DIN 7981 - ISO 7049



COMENDA 260701

**3528198 SPIRAL SPRING WASHER M12**  
internal/external  $\varnothing$  13/21 mm - thickness 5 mm  
stainless steel - UNI 1751 - DIN 127 B



COMENDA 260515

**5023719 SPIRAL SPRING WASHER M4**  
internal/external  $\varnothing$  4.3/7.3 mm - thickness 1.8 mm  
stainless steel - UNI 1751 - DIN 127 B



COMENDA 260510

**5024124 SPIRAL SPRING WASHER M5**  
internal/external  $\varnothing$  5.3/8.9 mm - thickness 2.4 mm  
stainless steel - UNI 1751 - DIN 127 B



COMENDA 260511

**5020931 WASHER FLAT SPECIAL  $\varnothing$  28x21x1**  
for Dishwasher hood type (COMENDA) C1001M - C1301M  
LC380 - LC400 - LC700 - LC900



COMENDA 260568

**3528235 WASHER FLAT WIDE M6**  
internal/external  $\varnothing$  6.4/18 mm - thickness 1.6 mm  
stainless steel - UNI 6593 - DIN 9021 - ISO 7093



COMENDA 260538

## Knobs

**5034961 KNOB BLUE  $\varnothing$  45 mm**  
square hole 5x5 mm screw fastening (not included)  
for Dishwasher pull-through (COMENDA) - Series ACS



COMENDA 180152

**5026608 KNOB LIGHT BLUE  $\varnothing$  42 mm**  
square hole 5x5 mm



COMENDA 450343



Suitable for:

**3241095 TWO-COLOUR KNOB  $\varnothing$  42 mm**  
square hole 5x5 mm  
for selector switch



COMENDA 450316

Suitable for:


**3241084 ELASTIC RING FOR KNOB**



COMENDA 440817

## Labels for control panels

**3399001 ABS CONTROL PLATE 600 595x75 mm**  
for Dishwasher (COMENDA) F45 - F80



COMENDA 460850

**3399022 ADHESIVE CONTROL PLATE 218x118 mm**  
for Dishwasher hood type (COMENDA) C165



COMENDA 461052

**3399021 ADHESIVE CONTROL PLATE 320x120 mm**  
for Dishwasher hood type (COMENDA) C155 - C95



COMENDA 461025

**3399024 ADHESIVE CONTROL PLATE 450x40 mm**  
for Glasswasher/Cupwasher (COMENDA) LBC210  
LBC215 - LBC275



COMENDA 461073

**3399023 ADHESIVE CONTROL PLATE 570x60 mm**  
for Dishwasher (COMENDA) FC53 - FC54 - FC543  
FC544



COMENDA 461107


**3399002 CONTROL PANEL**  
for Dishwasher (COMENDA) - Series F



COMENDA 460775

COMENDA 460817

**5016689 CONTROL PANEL SILK-SCREEN STICKER**  
for Dishwasher hood type (COMENDA) C1000ERCD  
C1300ERCD - C800ERCD - XLC  
for Pan/utensilwashing machines (COMENDA)  
GE1155RCD - GE655RCD



COMENDA 461353



## Lip seals

**3186251 LIP GASKET**  
for Dishwasher (COMENDA) R50



COMENDA 200431

**3786657 LIP GASKET DE175 VITON**  
ø 45x35.5x7 mm  
for Dishwasher hood type (COMENDA) C1000E - C1001M  
C1300E - C1301M - C166 - LC1200 - LC412  
LC700 - LC900



COMENDA 200950

## Manifolds for dishwashers

**5026601 HOSE WASHING OUTLET**  
for Dishwasher (COMENDA) LF 321 - LF322 - LF324  
LF700



COMENDA 200611

**3061034 OUTLET ELBOW ø 1"1/2 mm**  
for Glasswasher/Cupwasher (COMENDA) B10 - B11  
B20 - B23



COMENDA 160204

**3061032 GASKET ELBOW ø 1"1/2**  
external ø 50 mm - internal ø 36 mm - thickness 4 mm  
for Dishwasher hood type (COMENDA) C33 - C34  
for Glasswasher/Cupwasher (COMENDA) - Series B



COMENDA 200412

**3061033 OUTLET ELBOW RING NUT ø 1"1/2 mm**  
for Dishwasher hood type (COMENDA) C33 - C34  
for Glasswasher/Cupwasher (COMENDA) - Series B



COMENDA 180102




Suitable for:

# COMENDA



Suitable for:

**3061036 OUTLET MANIFOLD**  
for Dishwasher hood type (COMENDA) C70  
for Glasswasher/Cupwasher (COMENDA) B45 - B55  
B65 - B80



COMENDA 180228

## Microswitches

**3240425 DOOR MICROSWITCH MF35 5A 250V**  
for Glasswasher/Cupwasher (COMENDA) B13T



COMENDA 120341

**3240423 DOOR MICROSWITCH MV30 16A 250V**  
complete with magnet  
for Glasswasher/Cupwasher (COMENDA) BC25 - BC25A  
BC25HR - BC30 - BC30A - BC30HR - BC30HRA  
BC30HR380 - BHC25 - BHC25A - BHC25S - BHC30  
BHC30A - BHC30E - BHC30EA - BHC30HR - BHC30HRA  
BHC30HRA380 - BHC30HR380 - BHC433 - BHC433A  
BR20 - BR20A - BR25 - BR25A - FC43 - FC43A



COMENDA 120346


COMENDA 120349

**3240420 DOOR MICROSWITCH TZ-7120 10A 250V**  
for Dishwasher hood type (COMENDA) C33 - C34



COMENDA 120319

**3240465 LEVEL MICROSENSOR FOR BOILER**  
contact NA



COMENDA 120358

**3240139 MAGNETIC MICROSWITCH E5101V**  
0.04A 250V - contact NO - head 32x13x8 mm  
with cable length 530 mm



COMENDA H33188

COMENDA 120366

**3240446 MAGNETIC MICROSWITCH E5211V**  
0.4A 250V - contact NO - head 40x13x8 mm  
with cable length 900 mm  
for Dishwasher (COMENDA) FC53 - FC533 - FC54  
FC543 - FC544



COMENDA 120356

Suitable for:

Suitable for:

**3240445 MAGNETIC MICROSWITCH E5301C**  
 0.4A 250V - contact NO - head 65x20x9 mm  
 with cable length 300 mm  
 for Dishwasher hood type (COMENDA) C155 - C166  
 C95  
 for Dishwasher pull-through (COMENDA) LVP1001



COMENDA 120348

**3240424 MAGNETIC MICROSWITCH E531TC**  
 8A 24V - contact NO - head 65x20x9 mm  
 with cable length 340 mm  
 for Dishwasher pull-through (COMENDA) SNL



COMENDA 120333

COMENDA 120342

**5012092 MICRO LEVER ECONOMIZER**  
 for DISHWASHER series ACR



COMENDA 320698

**3189002 SLIDEWAY**



COMENDA 191051

**3240173 MAGNETIC SWITCH**  
 ø 15x88 mm  
 for Dishwasher pull-through (COMENDA) - Series AC



COMENDA 120317

**3240202 MAGNET HOLDER PIN M10**  
 ø 16x75 mm  
 for Dishwasher pull-through (COMENDA) - Series AC  
 Series ACR



COMENDA 191019

**3240184 MICROSWITCH MAGNET ø 8x39 mm**  
 for Dishwasher pull-through (COMENDA) - Series AC



COMENDA 411001

**3186169 EPDM O-RING 02100**



COMENDA 200817



Suitable for:

# COMENDA



**3240172 MICRO CHANGE-OVER SWITCH S16**  
 contact capacity 12A 250V  
 6.35x0.8 terminals  
 for Dishwasher (COMENDA) R40 - R70  
 for Glasswasher/Cupwasher (COMENDA) B11T - B12T  
 B15T - B16T - B18T - B19T - LBC210 - LBC215  
 LBC275 - LBR215 - LB200 - LB215 - LB260  
 LB275



COMENDA 120323

Suitable for:

**3240203 BUSHING DOOR MICROSWITCH**  
 external ø 10x15 mm



COMENDA 330820

**3240421 MICROSWITCH FD501 3A 400V**  
 for Dishwasher hood type (COMENDA) C33 - C34



COMENDA 120322

**3240444 MICROSWITCH FD502-K11 3A 400V**  
 for Pan/utensilwashing machines (COMENDA) G125  
 G125L - G75



COMENDA 120305

COMENDA 120326

**3240426 MICROSWITCH FD503 3A 400V**  
 for Dishwasher hood type (COMENDA) C75



COMENDA 120335

COMENDA 120343

COMENDA 120364

COMENDA 870129

**3240422 MICROSWITCH FD538+VFL31 3A 400V**  
 for Dishwasher hood type (COMENDA) C30 - C70  
 for Dishwasher pull-through (COMENDA) ACCS151  
 ACCS251 - ACCS351 - ACS101 - ACS101-DIGIT  
 ACS122 - ACS122-DIGIT - ACS151 - ACS151-DIGIT  
 ACS152 - ACS152-DIGIT - ACS161-DIGIT  
 ACS162-DIGIT - ACS181 - ACS181-DIGIT - ACS182  
 ACS182-DIGIT - ACS201 - ACS201-DIGIT - ACS202  
 ACS202-DIGIT - ACS241 - ACS241-DIGIT - ACS242  
 ACS242-DIGIT - ACS91 - ACS91-DIGIT - AC101  
 AC122 - AC151 - AC152 - AC181 - AC182 - AC201  
 AC202 - AC241 - AC242 - AC91



COMENDA 120320

**3240410 MICROSWITCH 16(4)A 250V**



COMENDA 120313

**3240203 BUSHING DOOR MICROSWITCH**  
 external ø 10x15 mm



COMENDA 330820





Suitable for:


**3240820 MICROSWITCH 16A 250V**



COMENDA


Suitable for:

**3240170 MICROSWITCH 2-POLE FOR CYCLE**  
 contact capacity 16A 250V  
 6.35x0.8 terminal  
 for Glasswasher/Cupwasher (COMENDA) B15 - B16  
 B18 - B19



COMENDA 120329

**3240719 MICROSWITCH 250V 16A**  
 for Dishwasher (COMENDA) FC3M - FC4M



COMENDA 120304

## Non-return and expansion valves

**1526503 NON-RETURN VALVE  $\varnothing$  40 mm**  
 ballcock - outlets  $\varnothing$  12 mm  
 stainless steel cap  
 for Dishwasher hood type (COMENDA) LC900E2  
 for Dishwasher hood type (COMENDA) LC900M



COMENDA 620243

COMENDA 620535

## OR and ORM gaskets

**3186137 EPDM O-RING GASKET 04387**



COMENDA 200803

**3186454 O-RING 0167 EPDM**  
 per caldaia



COMENDA 200853

**3186455 O-RING 03231 EPDM**  
 for Dishwasher hood type (COMENDA) C155 - C95



COMENDA 200852

**1186472 O-RING 04075 EPDM**



COMENDA 200823



Suitable for:

# COMENDA



**3186197 O-RING 04150 EPDM**



COMENDA 200830

Suitable for:

**1786088 O-RING 02021 BLACK VITON**



COMENDA 200973


## Pegs

**3389003 CENTRAL FINGER FOR BELT**  
for Dishwasher conveyer type (COMENDA) - Series N



COMENDA 170204

**3389020 CENTRAL FINGER FOR BELT**  
for Dishwasher conveyer type (COMENDA) - Series NE  
Series NG



COMENDA 170217

**3346132 BELT WHEEL ø 30 mm**  
for Dishwasher conveyer type (COMENDA) - Series NE  
Series NG  
for Dishwasher pull-through (COMENDA) - Series LV  
Series LVP



COMENDA 170314

**5014686 BRACKET stainless steel TAPE PITCH 60 mm**



COMENDA 330113

**5023746 CENTRAL FINGER FOR BELTS TRAYS**



COMENDA 170218

**3389019 CENTRAL FINGER FOR LIMIT SWITCH NE/2**



COMENDA 170238

Suitable for:

**3389001 NICKEL PLATED PEG**  
for Dishwasher pull-through (COMENDA) - Series SE



COMENDA 510414

Suitable for:

**3389014 PEG GUIDE PIN**  
ø 8x39 mm



COMENDA 340479

**3389013 STAINLESS STEEL PIN ø 2x12 mm**  
UNI 1336 - DIN 94 - ISO 1234  
for DISHWASHER AC  
for RIMINI ELE26  
for Dishwasher pull-through (COMENDA) - Series AC



COMENDA 451002

**3389004 NICKEL PLATED PEG**  
for Dishwasher pull-through (COMENDA) - Series SE



COMENDA 510220

**5020952 PEG STAINLESS STEEL**  
for Dishwasher (COMENDA) - Series AC - Series ACL  
Series ACR - Series ACS



COMENDA 510425

**5020953 PIN SILDEWAYS PEG STAINLESS STEEL ø 8x30**



COMENDA 342020

## Pins

**5053581 PIN DOOR HINGE M6**  
dimensions 60x6 mm



COMENDA 341927

**5018967 PIN DOOR 55 mm**



COMENDA H15568

COMENDA 342087



Suitable for:

**3743744 RH RINSE ARM ASSEMBLY PIN**



COMENDA H34997

# COMENDA



Suitable for:

**3243015 SPINDLE FOR WASH ARM ASSEMBLY**  
for Dishwasher (COMENDA) F2 - F3 - F300  
for Dishwasher hood type (COMENDA) C30



COMENDA 340448

## Pressure gauges

**3245018 PRESSURE GAUGE  $\varnothing$  52 mm**  
fitting  $\varnothing$  1/4" M  
scale 0-4 bar



COMENDA 870072

## Pressure regulators

**3350080 PRESSURE REDUCER 1/2" 4ATM**  
for Dishwasher conveyor type (COMENDA)  
Series GMC - Series NE - Series NG - Series NL  
for Dishwasher pull-through (COMENDA) ACRS145  
ACRS205 - ACRS225 - ACRS245 - ACRS260  
ACRS265 - ACRS305 - ACR145 - ACR205 - ACR225  
ACR245 - ACR260 - ACR265 - ACR305 - ACS101  
ACS122 - ACS151 - ACS152 - ACS181 - ACS182  
ACS201 - ACS202 - ACS241 - ACS242 - ACS91  
AC100 - AC101 - AC120 - AC122 - AC135 - AC150  
AC151 - AC152 - AC170 - AC181 - AC182 - AC200  
AC201 - AC202 - AC241 - AC242 - AC90 - AC91  
LAV1000 - LAV1001 - LAV1501 - LVP1001  
LVP1501 - LV1001 - LV1501 - Series SE  
Series SNL



COMENDA 281102


## Pressure switches

**3320003 "Y" CONNECTOR**  
for fitting with two pressure switches



COMENDA 190314


**3320018 PRESSURE SWITCH 1 LEVEL**  
calibration 45/25 mm  
250V 16A  
max operating temperature 85°C



COMENDA 130621

Suitable for:

**3320027 PRESSURE SWITCH 1 LEVEL**  
 calibration 50/30 mm  
 250V 16A  
 max operating temperature 85°C  
 for Dishwasher (COMENDA) F45 - F53 - F533 - F54  
 F543 - F544 - F55 - F65  
 for Dishwasher conveyor type (COMENDA) NE3001  
 NE4001 - NE5501 - NE7501 - NE9001 - NG600  
 NG600E - NG900 - NG900E  
 for Dishwasher hood type (COMENDA) C140 - C30  
 C85 - LC380 - LC380BT  
 for Dishwasher pull-through (COMENDA) AC12A  
 AC150 - AC170 - AC200  
 for Glasswasher/Cupwasher (COMENDA) B10T - B12T  
 LBR200 - LBR215 - LBR215A - LBR275 - LBR275A  
 for Pan/utensilwashing machines (COMENDA) F90M



COMENDA 130605

COMENDA 130622


Suitable for:

**3320028 PRESSURE SWITCH 1 LEVEL**  
 calibration 110/75 mm  
 250V 16A  
 max operating temperature 85°C  
 for Dishwasher (COMENDA) F20  
 for Glasswasher/Cupwasher (COMENDA) B13 - B14T  
 B15 - B16 - B18 - B19



COMENDA 130607

**3320039 PRESSURE SWITCH 1 LEVEL**  
 calibration 28/12 mm  
 250V 16(4)A



COMENDA 130629

**3320040 PRESSURE SWITCH 1 LEVEL**  
 calibration 70/40 mm  
 250V 16A  
 max operating temperature 85°C  
 for Dishwasher (COMENDA) F80  
 for Dishwasher hood type (COMENDA) C33 - C34 - C70  
 C75 - C75BT - LP360 - LP360BT



COMENDA 130604

**3320061 PRESSURE SWITCH 1 LEVEL**  
 calibration 60/40 mm  
 250V 16A  
 max operating temperature 85°C  
 for old series  
 for Glasswasher/Cupwasher (COMENDA) - Series B



COMENDA 130617

**3320062 PRESSURE SWITCH 1 LEVEL**  
 calibration 190/80 mm  
 250V 16A  
 max operating temperature 85°C  
 for Dishwasher hood type (COMENDA) C155 - C165  
 C95



COMENDA 130616




Suitable for:

# COMENDA



**3320063 PRESSURE SWITCH 1 LEVEL**  
 calibration 110/70 mm  
 250V 16A  
 max operating temperature 85°C  
 for Dishwasher (COMENDA) FC53CBT - FC53LBT  
 FC54CBT - FC54LBT  
 for Dishwasher conveyor type (COMENDA) NG600  
 NG600E - NG900 - NG900E  
 for Dishwasher hood type (COMENDA) C155 - C75RCD  
 C95 - C95RCD  
 for Dishwasher pull-through (COMENDA) AC100 - AC90



COMENDA 130609

COMENDA 130624

COMENDA 130628

Suitable for:

**3320148 PRESSURE SWITCH 1 LEVEL**  
 calibration 75/45 mm  
 250V 16A




COMENDA 130632

**7104557 PRESSURE SWITCH 1 LEVEL**  
 calibration 190/40 mm  
 250V 16A



COMENDA 130635

**3320037 PRESSURE SWITCH 3 LEVELS**  
 1st level calibration 50/30 mm  
 2nd level calibration 50/30 mm  
 3rd level calibration 160/80 mm  
 250V 16(4)A  
 for Dishwasher pull-through (COMENDA) LAV1000



COMENDA 130620

## Probes

**3397108 PROBE PT100**  
 probe length 80 mm - bulb  $\varnothing$  6x59 mm  
 fastening fitting  $\varnothing$  1/2" - cable 6500 mm  
 for Dishwasher conveyor type (COMENDA)  
 Series GMC - Series NE  
 for Dishwasher pull-through (COMENDA) - Series AC  
 Series ACR  
 for Pan/utensilwashing machines (COMENDA)  
 Series NG



COMENDA 120910

**5020955 PROBE WITH BOARD BLOCK C-G**  
 overall length 300 mm



COMENDA 120960



## Pump motors

**3122720 ELECTRIC PUMP AP AL426SX 0.30HP**  
 inlet external  $\varnothing$  28 mm - outlet external  $\varnothing$  28 mm  
 0.30HP 230/415V 50Hz 1.1/0.65A - 2850 rpm



COMENDA 100647

**3122042 HOUSING FOR PUMP**  
 inlet external  $\varnothing$  28 mm  
 outlet external  $\varnothing$  28 mm



COMENDA 630120

COMENDA 630125

**3122321 IMPELLER  $\varnothing$  72 mm STAINLESS STEEL**



COMENDA 631622

COMENDA 631675

**3186271 OR-GASKET 04312 EPDM**



COMENDA 200834

COMENDA 630416

**3122699 ELECTRIC PUMP AP CM11314DX 1.50HP**  
 inlet external  $\varnothing$  63 mm - outlet external  $\varnothing$  53 mm  
 1.50HP 220/400V 50Hz 3.6/2.1A - motor revol. 2800



COMENDA

**3122024 SEAL MECHANICAL FOR SHAFT  $\varnothing$  12 mm**  
 metal seal  $\varnothing$  internal 11 mm -  $\varnothing$  external 24 mm  
 height 15.5 mm  
 back. element  $\varnothing$  internal 14 mm -  $\varnothing$  external 24 mm  
 height 8 mm



COMENDA 630501

COMENDA 630512

COMENDA 630523

**3122697 ELECTRIC PUMP AP CM41340SX 0.25HP**  
 inlet external  $\varnothing$  30 mm - outlet external  $\varnothing$  30 mm  
 0.25HP 230V 50Hz - motor revolutions 2800  
 capacitor 10 $\mu$ F - flow rate 95 l/min.



COMENDA

**3122024 SEAL MECHANICAL FOR SHAFT  $\varnothing$  12 mm**  
 metal seal  $\varnothing$  internal 11 mm -  $\varnothing$  external 24 mm  
 height 15.5 mm  
 back. element  $\varnothing$  internal 14 mm -  $\varnothing$  external 24 mm  
 height 8 mm



COMENDA 630501

COMENDA 630512

COMENDA 630523

**3122680 ELECTRIC PUMP AP C22110DX 0.10HP**  
 inlet external  $\varnothing$  28 mm - outlet external  $\varnothing$  28 mm  
 0.10HP 230V 50Hz - capacitor 6.3  $\mu$ F



COMENDA

**1186237 O-RING 03300 EPDM**



COMENDA 630427



Suitable for:

**3122058 SEAL ROTARY ø 11 mm BACK FACE 8 mm**



COMENDA 630510


COMENDA 630514

# COMENDA



Suitable for:

**3122685 ELECTRIC PUMP AP 12190SX 1HP**  
inlet external ø 45 mm - outlet external ø 40 mm  
1HP 230V 50Hz - motor revolutions 2800  
capacitor 12.5 µf - flow rate 250 L/min.  
for Dishwasher (COMENDA) F80  
for Dishwasher hood type (COMENDA) C30  
for Dishwasher pull-through (COMENDA) - Series AC



COMENDA

**3122058 SEAL ROTARY ø 11 mm BACK FACE 8 mm**



COMENDA 630510

COMENDA 630514

**3122687 ELECTRIC PUMP AP 12250SX 1.50HP**  
inlet external ø 62 mm - outlet external ø 48 mm  
1.50HP 220/400V 50Hz



COMENDA

**3122024 SEAL MECHANICAL FOR SHAFT ø 12 mm**  
metal seal ø internal 11 mm - ø external 24 mm  
height 15.5 mm  
back. element ø internal 14 mm - ø external 24 mm  
height 8 mm



COMENDA 630501

COMENDA 630512

COMENDA 630523

**3122559 ELECTRIC PUMP AP 2011DX 2HP**  
inlet external ø 63 mm - outlet external ø 54 mm  
2HP 220/400V 50Hz 5.8/3.4A - motor revolut. 2800  
for Dishwasher hood type (COMENDA) C140 - C33  
C34



COMENDA

**3122024 SEAL MECHANICAL FOR SHAFT ø 12 mm**  
metal seal ø internal 11 mm - ø external 24 mm  
height 15.5 mm  
back. element ø internal 14 mm - ø external 24 mm  
height 8 mm



COMENDA 630501

COMENDA 630512


COMENDA 630523





Suitable for:

**3122546 ELECTRIC PUMP AP 2012DX 1.50HP**  
 inlet external  $\varnothing$  63 mm - outlet external  $\varnothing$  54 mm  
 1.50HP 220/400V 50Hz 4.5/2.7A - motor revol. 2850  
 flow rate 650 L/min.



COMENDA

Suitable for:

**3122024 SEAL MECHANICAL FOR SHAFT  $\varnothing$  12 mm**  
 metal seal  $\varnothing$  internal 11 mm -  $\varnothing$  external 24 mm  
 height 15.5 mm  
 back. element  $\varnothing$  internal 14 mm -  $\varnothing$  external 24 mm  
 height 8 mm



COMENDA 630501

COMENDA 630512

COMENDA 630523

**3122683 ELECTRIC PUMP AP 42470SX 0.60HP**  
 inlet external  $\varnothing$  40 mm - outlet external  $\varnothing$  40 mm  
 0.60HP 230V 50Hz - motor revolutions 2850  
 capacitor 12.5  $\mu$ f  
 for Dishwasher (COMENDA) F55 - F65



COMENDA

**3122058 SEAL ROTARY  $\varnothing$  11 mm BACK FACE 8 mm**



COMENDA 630510

COMENDA 630514

**3122505 ELECTRIC PUMP AP 901DX 0.10HP**  
 inlet external  $\varnothing$  28 mm - outlet external  $\varnothing$  28 mm  
 0.10HP 230V 50Hz 1.1A - motor revolutions 2600  
 capacitor 6.3  $\mu$ f - flow rate 80 l/min.



COMENDA

**1186237 O-RING 03300 EPDM**



COMENDA 630427


**3122058 SEAL ROTARY  $\varnothing$  11 mm BACK FACE 8 mm**



COMENDA 630510

COMENDA 630514

**3122500 ELECTRIC PUMP AP 902SX 0.10HP**  
 inlet external  $\varnothing$  28 mm - outlet external  $\varnothing$  28 mm  
 0.10HP 230V 50Hz 1.1A - motor revolutions 2600  
 capacitor 6.3  $\mu$ f - flow rate 80 l/min.



COMENDA

**1186237 O-RING 03300 EPDM**



COMENDA 630427



Suitable for:

**3122058 SEAL ROTARY  $\varnothing$  11 mm BACK FACE 8 mm**



COMENDA 630510

COMENDA 630514

# COMENDA



Suitable for:

**3122187 ELECTRIC PUMP FIR 0229SX 0.30HP**  
inlet external  $\varnothing$  28 mm - outlet external  $\varnothing$  28 mm  
0.30HP 230V 50Hz 1.6A - motor revolutions 2800  
capacitor 5  $\mu$ f - flow rate 110 l/min.  
for Glasswasher/Cupwasher (COMENDA) B15 - B16  
B18 - B19 - FC43 - FC43A



COMENDA 100702

**3122042 HOUSING FOR PUMP**  
inlet external  $\varnothing$  28 mm  
outlet external  $\varnothing$  28 mm



COMENDA 630120

COMENDA 630125


**3122058 SEAL ROTARY  $\varnothing$  11 mm BACK FACE 8 mm**



COMENDA 630510

COMENDA 630514

**3122185 ELECTRIC PUMP FIR 1204DX 2HP**  
inlet external  $\varnothing$  63 mm - outlet external  $\varnothing$  54 mm  
2HP 220/400V 50Hz 5.9/3.4A - motor revolut. 2800  
flow rate 500 l/min.



COMENDA 100361

COMENDA 100716

**3122026 GASKET FOR PUMP HOUSING**



COMENDA 630411

**3122047 HOUSING FOR PUMP**  
inlet external  $\varnothing$  63 mm  
outlet external  $\varnothing$  54 mm



COMENDA 630114

**3122247 IMPELLER FOR PUMP  $\varnothing$  118 mm**



COMENDA 631618



Suitable for:

**3122024 SEAL MECHANICAL FOR SHAFT  $\varnothing$  12 mm**  
 metal seal  $\varnothing$  internal 11 mm -  $\varnothing$  external 24 mm  
 height 15.5 mm  
 back. element  $\varnothing$  internal 14 mm -  $\varnothing$  external 24 mm  
 height 8 mm



COMENDA 630501

COMENDA 630512

COMENDA 630523

# COMENDA



Suitable for:

**3046028 VIBRATION BUFFER  $\varnothing$  25x20 M6**  
 for Dishwasher (COMENDA) FC3E - FC3M - FC4E - FC4M  
 for Dishwasher conveyor type (COMENDA) - Series NL  
 for Dishwasher hood type (COMENDA) C1000E - C1300E  
 LC1200 - LC412 - LC700 - LC900  
 for Dishwasher pull-through (COMENDA) ACS181  
 ACS182 - ACS201 - ACS202 - ACS241 - ACS242




COMENDA 441103

COMENDA 441111

COMENDA 441139

**3122245 ELECTRIC PUMP FIR 1205DX 2.70HP**  
 inlet external  $\varnothing$  63 mm - outlet external  $\varnothing$  54 mm  
 2.70HP 220/400V 7/4A 50Hz - motor revolut. 2800  
 flow rate 600 l/min.  
 for Dishwasher pull-through (COMENDA) AC105A



COMENDA 100373

COMENDA 100674

**3122026 GASKET FOR PUMP HOUSING**



COMENDA 630411

**3122047 HOUSING FOR PUMP**  
 inlet external  $\varnothing$  63 mm  
 outlet external  $\varnothing$  54 mm



COMENDA 630114

**3122024 SEAL MECHANICAL FOR SHAFT  $\varnothing$  12 mm**  
 metal seal  $\varnothing$  internal 11 mm -  $\varnothing$  external 24 mm  
 height 15.5 mm  
 back. element  $\varnothing$  internal 14 mm -  $\varnothing$  external 24 mm  
 height 8 mm



COMENDA 630501

COMENDA 630512

COMENDA 630523

**3122183 ELECTRIC PUMP FIR 1219SX 1HP**  
 inlet external  $\varnothing$  45 mm - outlet external  $\varnothing$  40 mm  
 1HP 230V 50Hz 4.7A - motor revolutions 2800  
 capacitor 12.5  $\mu$ f - flow rate 250 L/min.  
 for Dishwasher (COMENDA) F80 - LF450  
 for Dishwasher hood type (COMENDA) C30 - C70 - C75  
 C85



COMENDA 100384

COMENDA 100672

**3122020 GASKET FOR PUMP HOUSING**



COMENDA 630410



Suitable for:

**3122019 IMPELLER  $\varnothing$  103 mm**



COMENDA 631627

COMENDA 631643

# COMENDA



Suitable for:

**3122024 SEAL MECHANICAL FOR SHAFT  $\varnothing$  12 mm**  
metal seal  $\varnothing$  internal 11 mm -  $\varnothing$  external 24 mm  
height 15.5 mm  
back. element  $\varnothing$  internal 14 mm -  $\varnothing$  external 24 mm  
height 8 mm



COMENDA 630501

COMENDA 630512

COMENDA 630523

**3122182 ELECTRIC PUMP FIR 1221SX 0.50HP**  
inlet external  $\varnothing$  45 mm - outlet external  $\varnothing$  40 mm  
0.50HP 230V 50Hz 2.8A - motor revolutions 2800  
capacitor 12.5  $\mu$ f



COMENDA 100346

**3122020 GASKET FOR PUMP HOUSING**



COMENDA 630410

**3122058 SEAL ROTARY  $\varnothing$  11 mm BACK FACE 8 mm**



COMENDA 630510

COMENDA 630514

**3122346 ELECTRIC PUMP FIR 1223SX 0.75HP**  
inlet external  $\varnothing$  45 mm - outlet external  $\varnothing$  40 mm  
0.75HP 230V 50Hz 3.5A - motor revolutions 2750  
capacitor 12.5  $\mu$ f



COMENDA 100365

**3122020 GASKET FOR PUMP HOUSING**



COMENDA 630410

**3122110 IMPELLER  $\varnothing$  96 mm**



COMENDA 631619

**3122058 SEAL ROTARY  $\varnothing$  11 mm BACK FACE 8 mm**




COMENDA 630510

COMENDA 630514

Suitable for:

Suitable for:

**3122033 ELECTRIC PUMP FIR 1225SX 1.50HP**  
 inlet external  $\varnothing$  63 mm - outlet external  $\varnothing$  48 mm  
 1.50HP 220/400V 50Hz 4.8/2.8A - motor revol. 2800  
 flow rate 625 L/min.



COMENDA 100634

**3122026 GASKET FOR PUMP HOUSING**



COMENDA 630411

**3122024 SEAL MECHANICAL FOR SHAFT  $\varnothing$  12 mm**  
 metal seal  $\varnothing$  internal 11 mm -  $\varnothing$  external 24 mm  
 height 15.5 mm  
 back. element  $\varnothing$  internal 14 mm -  $\varnothing$  external 24 mm  
 height 8 mm



COMENDA 630501

COMENDA 630512

COMENDA 630523

**3122322 ELECTRIC PUMP FIR 1241DX 1.50HP**  
 inlet external  $\varnothing$  63 mm - outlet external  $\varnothing$  54 mm  
 1.50HP 220/400V 50Hz 4.8/2.8A - motor revol. 2800  
 flow rate 625 L/min.



COMENDA 100663

**3122026 GASKET FOR PUMP HOUSING**



COMENDA 630411

**3122047 HOUSING FOR PUMP**  
 inlet external  $\varnothing$  63 mm  
 outlet external  $\varnothing$  54 mm



COMENDA 630114

**3122323 IMPELLER  $\varnothing$  111 mm**  
 height 38 mm



COMENDA 631653

**3122024 SEAL MECHANICAL FOR SHAFT  $\varnothing$  12 mm**  
 metal seal  $\varnothing$  internal 11 mm -  $\varnothing$  external 24 mm  
 height 15.5 mm  
 back. element  $\varnothing$  internal 14 mm -  $\varnothing$  external 24 mm  
 height 8 mm



COMENDA 630501

COMENDA 630512

COMENDA 630523



Suitable for:

# COMENDA




**3122052 ELECTRIC PUMP FIR 2211DX 0.10HP**  
 inlet external  $\varnothing$  28 mm - outlet external  $\varnothing$  28 mm  
 0.10HP 230V 50Hz 1.1A - motor revolutions 2700  
 capacitor 5  $\mu$ f - flow rate 80 l/min.



COMENDA 100747

Suitable for:

**3122040 IMPELLER  $\varnothing$  72 mm**



COMENDA 631640

COMENDA 631651

**3122058 SEAL ROTARY  $\varnothing$  11 mm BACK FACE 8 mm**



COMENDA 630510

COMENDA 630514

**3122038 ELECTRIC PUMP FIR 2212SX 0.10HP**  
 inlet external  $\varnothing$  28 mm - outlet external  $\varnothing$  28 mm  
 0.10HP 230V 50Hz 1.1A - motor revolutions 2700  
 capacitor 5  $\mu$ f - flow rate 80 L/min.



COMENDA 100370

**3068008 CAPACITOR  $\mu$ F 5 450V 50/60Hz**  
 operating temperature  $-25+85^{\circ}\text{C}$   
 in compliance with EEC 93/68 and EEC 92/31 regulat



COMENDA 631208

**3122042 HOUSING FOR PUMP**  
 inlet external  $\varnothing$  28 mm  
 outlet external  $\varnothing$  28 mm



COMENDA 630120

COMENDA 630125

**3122040 IMPELLER  $\varnothing$  72 mm**



COMENDA 631640

COMENDA 631651

**3122058 SEAL ROTARY  $\varnothing$  11 mm BACK FACE 8 mm**



COMENDA 630510

COMENDA 630514



Suitable for:

**3122184 ELECTRIC PUMP FIR 2228SX 0.20HP**  
 inlet external  $\varnothing$  28 mm - outlet external  $\varnothing$  28 mm  
 0.20HP 230V 50Hz 1.4A - motor revolutions 2800  
 capacitor 5  $\mu$ f - flow rate 90 l/min.  
 for Glasswasher/Cupwasher (COMENDA) BR20 - BR25  
 B10T - B11T - B12T - LBC210 - LBC215 - LBC275  
 LBR200 - LBR215



COMENDA 100303

COMENDA 100701

Suitable for:

**3122042 HOUSING FOR PUMP**  
 inlet external  $\varnothing$  28 mm  
 outlet external  $\varnothing$  28 mm



COMENDA 630120

COMENDA 630125

**3122058 SEAL ROTARY  $\varnothing$  11 mm BACK FACE 8 mm**



COMENDA 630510

COMENDA 630514

**3122348 ELECTRIC PUMP FIR 2241DX 1.50HP**  
 inlet external  $\varnothing$  63 mm - outlet external  $\varnothing$  54 mm  
 1.50HP 220/400V 50Hz 3.6/2.1A - motor revol. 2800  
 for Dishwasher (COMENDA) AC95  
 for Dishwasher (COMENDA) C95



COMENDA 100717

**3122047 HOUSING FOR PUMP**  
 inlet external  $\varnothing$  63 mm  
 outlet external  $\varnothing$  54 mm



COMENDA 630114

**3122026 GASKET FOR PUMP HOUSING**



COMENDA 630411

**3122349 IMPELLER  $\varnothing$  110 mm**



COMENDA 631667



Suitable for:

**3122058 SEAL ROTARY  $\varnothing$  11 mm BACK FACE 8 mm**



COMENDA 630510

COMENDA 630514

# COMENDA



Suitable for:

**3046028 VIBRATION BUFFER  $\varnothing$  25x20 M6**  
for Dishwasher (COMENDA) FC3E - FC3M - FC4E - FC4M  
for Dishwasher conveyor type (COMENDA) - Series NL  
for Dishwasher hood type (COMENDA) C1000E - C1300E  
LC1200 - LC412 - LC700 - LC900  
for Dishwasher pull-through (COMENDA) ACS181  
ACS182 - ACS201 - ACS202 - ACS241 - ACS242




COMENDA 441103

COMENDA 441111

COMENDA 441139

**3122719 ELECTRIC PUMP FIR 2275SX 3.60HP**  
inlet external  $\varnothing$  63 mm - outlet external  $\varnothing$  63 mm  
3.60HP 220/400V 50Hz 10/5.8A - motor revolut. 2800



COMENDA 100398

COMENDA 100633

**3786468 GASKET FOR PUMP FIR 2275 3.6HP**



COMENDA 630418

**3122660 HOUSING FOR PUMP FIR 2274-2275**  
inlet - outlet  $\varnothing$  63 mm



COMENDA 630122

**3122174 IMPELLER FOR PUMP FIR 2275 3.7HP  $\varnothing$  135 m**



COMENDA 631628

**3453026 SEAL ROTARY AND BACK FACE FIR**  
for PUMPS 2275 and 2274



COMENDA 630516

**3122057 ELECTRIC PUMP FIR 4134SX 0.25HP**  
inlet external  $\varnothing$  30 mm - outlet external  $\varnothing$  30 mm  
0.25HP 230V 50Hz 1.5A - motor revolutions 2700  
capacitor 10  $\mu$ f - flow rate 95 L/min



COMENDA 100376

**3122058 SEAL ROTARY  $\varnothing$  11 mm BACK FACE 8 mm**



COMENDA 630510

COMENDA 630514



Suitable for:

Suitable for:

**3122291 ELECTRIC PUMP FIR 4247SX 0.60HP**  
 inlet external  $\varnothing$  38 mm - outlet external  $\varnothing$  40 mm  
 0.60HP 230V 50Hz 3.5A - motor revolutions 2800  
 capacitor 10  $\mu$ F  
 for Dishwasher (COMENDA) F55 - F65



COMENDA 100375  
 COMENDA 100740

COMENDA 100399

COMENDA 100696

**3122299 BRACKET 4247**



COMENDA 331922

**3122224 GASKET FOR PUMP HOUSING**



COMENDA 630413

**3122298 HOUSING FOR PUMP 4247**



COMENDA 630129

**3122024 SEAL MECHANICAL FOR SHAFT  $\varnothing$  12 mm**  
 metal seal  $\varnothing$  internal 11 mm -  $\varnothing$  external 24 mm  
 height 15.5 mm  
 back. element  $\varnothing$  internal 14 mm -  $\varnothing$  external 24 mm  
 height 8 mm



COMENDA 630501

COMENDA 630512


COMENDA 630523

**3122783 ELECTRIC PUMP FIR 4268SX 0.60HP**  
 inlet external  $\varnothing$  45 mm - outlet external  $\varnothing$  40 mm  
 0.60HP 230V 50Hz - motor revolutions 2800  
 capacitor 12.5  $\mu$ f  
 for Dishwasher (COMENDA) LF321 - LF322 - LF324  
 LF325E - LF700



COMENDA 100820

**3122297 GASKET 4247**



COMENDA 630419

**3122296 IMPELLER 4247  $\varnothing$  93 mm**  
 D-shaped hole 8x9 mm  
 total height 32 mm



COMENDA 631683



Suitable for:

# COMENDA



**3122464 ELECTRIC PUMP LGB FC2006 0.93HP**  
 with manifold  
 inlet external  $\varnothing$  40/30 mm  
 0.93HP 230V 50Hz - motor revolutions 2800  
 capacitor 16  $\mu$ F  
 for Dishwasher (COMENDA) FC3E - FC3EA - FC3M  
 FC3MA - FC3MR - FC4E - FC4EA - FC4EHRT - FC4M  
 FC4MA - FC44E - FC44EA  
 for Dishwasher hood type (COMENDA) C800ERCD  
 LC411M - LC411MRCD



COMENDA 100827

**3122632 SEAL ROTARY  $\varnothing$  13 BACK FACE 5.5 mm**



COMENDA 630522

COMENDA 630524


COMENDA 630541

**3122810 ELECTRIC PUMP LGB FM4023SX 1HP**  
 inlet external  $\varnothing$  45 mm - outlet external  $\varnothing$  40 mm  
 1HP 230V 50Hz - capacitor 16  $\mu$ F  
 for Dishwasher hood type (COMENDA) LP360



COMENDA 100727

**3122738 ELECTRIC PUMP LGB PS45DX 0.50HP**  
 inlet  $\varnothing$  3/8" F - outlet  $\varnothing$  3/8" F  
 0.50HP 230V 50Hz - capacitor 8  $\mu$ F  
 for pressure increase



COMENDA 100736

COMENDA 100738

Suitable for:

**5034142 IMPELLER  $\varnothing$  85 mm**  
 for DISHWASHERS FC3M



COMENDA 632506

**3046028 VIBRATION BUFFER  $\varnothing$  25x20 M6**  
 for Dishwasher (COMENDA) FC3E - FC3M - FC4E - FC4M  
 for Dishwasher conveyor type (COMENDA) - Series NL  
 for Dishwasher hood type (COMENDA) C1000E - C1300E  
 LC1200 - LC412 - LC700 - LC900  
 for Dishwasher pull-through (COMENDA) ACS181  
 ACS182 - ACS201 - ACS202 - ACS241 - ACS242



COMENDA 441103

COMENDA 441111

COMENDA 441139

**3122390 IMPELLER 6 BLADES  $\varnothing$  103 mm**  
 for Dishwasher (COMENDA) LF350 - LF350A  
 for Dishwasher hood type (COMENDA) LP360



COMENDA 631674



Suitable for:

**5014120 ELECTRIC PUMP LGB ZF131DX 0.40HP**  
inlet external  $\varnothing$  28 mm - outlet external  $\varnothing$  28 mm  
0.4HP 230V 50Hz - capacitor 6.3  $\mu$ F



COMENDA 100802

Suitable for:

**3122465 HOUSING FOR PUMP LGB ZF131DX 0.30HP**  
inlet external  $\varnothing$  28 mm - outlet external  $\varnothing$  28 mm



COMENDA 630130

**3122357 ELECTRIC PUMP LGB ZF140SX 0.48HP**  
inlet external  $\varnothing$  30 mm - outlet external  $\varnothing$  30 mm  
0.48HP 230V 50Hz 1.6A - motor revolutions 2800  
capacitor 5 $\mu$ F



COMENDA 100785

**3122714 GASKET FOR PUMP HOUSING**



COMENDA 630424

**3122713 HOUSING FOR PUMP LGB ZF140SX**




COMENDA 630135

**3122816 IMPELLER  $\varnothing$  85 mm FOR PUMP LGB ZF140**



COMENDA 631695

**3122397 ELECTRIC PUMP LGB ZF170SX 0.40HP**  
inlet external  $\varnothing$  28 mm - outlet external  $\varnothing$  28 mm  
0.40HP 230V 50Hz 1.4A - motor revolutions 2800  
capacitor 6.3  $\mu$ F



COMENDA 100760

**3122632 SEAL ROTARY  $\varnothing$  13 BACK FACE 5.5 mm**



COMENDA 630522

COMENDA 630524

COMENDA 630541

**3122167 ELECTRIC PUMP LGB ZF340VSX 1HP**  
inlet external  $\varnothing$  45 mm - outlet external  $\varnothing$  40 mm  
1HP 240V 50Hz 3.4A - motor revolutions 2800  
capacitor 16 $\mu$ F



COMENDA 100777

**2101781 GASKET FOR PUMP HOUSING**



COMENDA 630431



Suitable for:

# COMENDA



**3122782 ELECTRIC PUMP LGB ZF350SX 0.60HP**  
 inlet external  $\varnothing$  50 mm - outlet external  $\varnothing$  40 mm  
 0.60HP 230V 50Hz - motor revolutions 2773  
 capacitor 12.5  $\mu$ f



COMENDA 100820

Suitable for:

**2101781 GASKET FOR PUMP HOUSING**




COMENDA 630431

**3122812 ELECTRIC PUMP LOWARA 2HM3T 0.4HP**  
 220/415V 50Hz




COMENDA 100729

**3122153 ELECTRIC PUMP TM61E 0.45HP**  
 inlet  $\varnothing$  1" F - outlet  $\varnothing$  1" F  
 0.45HP 230V 50Hz 2.3A - motor revolutions 2900  
 capacitor 10  $\mu$ f - flow rate 38 l/min.  
 max pressure 6 ATM max temperature 90°C  
 for pressure increase



COMENDA 100302

**5007013 ELECTROPUMP FIR 1244RH 3.50HP**  
 inlet external  $\varnothing$  63 mm - outlet external  $\varnothing$  53 mm  
 3.50HP 220/400V 50Hz  
 for Dishwasher pull-through (COMENDA) ACR225  
 for Dishwasher (COMENDA) ACR225



COMENDA 100387

COMENDA 100604

COMENDA 100704

COMENDA 100713

**3122320 ELECTROPUMP FIR 4226SX 0.50HP**  
 inlet external  $\varnothing$  28 mm - outlet external  $\varnothing$  28 mm  
 0.50HP 220/400V 50Hz 1.1/0.65A - motor revol. 2800



COMENDA 100647

COMENDA 100754


**3122042 HOUSING FOR PUMP**  
 inlet external  $\varnothing$  28 mm  
 outlet external  $\varnothing$  28 mm



COMENDA 630120

COMENDA 630125

**3122321 IMPELLER  $\varnothing$  72 mm STAINLESS STEEL**



COMENDA 631622

COMENDA 631675

**3186271 OR-GASKET 04312 EPDM**



COMENDA 200834

COMENDA 630416



Suitable for:

**3122058 SEAL ROTARY  $\varnothing$  11 mm BACK FACE 8 mm**



COMENDA 630510

COMENDA 630514

# COMENDA



Suitable for:

**5027446 ELECTROPUMP FIR 5223RH 1HP**  
inlet external  $\varnothing$  63 mm - outlet external  $\varnothing$  55 mm  
1HP 230V 50Hz - 2800rpm  
capacitor 16  $\mu$ f  
for Dishwasher hood type (COMENDA) LC1200M  
LC700M - LC900M



COMENDA 100801

**5027727 IMPELLER  $\varnothing$  100 mm**



COMENDA 632501

**3122807 ELECTROPUMP FIR 5233RH 1.50HP**  
inlet external  $\varnothing$  63 mm - outlet external  $\varnothing$  55 mm  
1.50HP 220/400V 50Hz  
for Dishwasher hood type (COMENDA) LC1200 - LC412  
LC700 - LC900  
for Dishwasher hood type (COMENDA) C100



COMENDA 100797

**3122026 GASKET FOR PUMP HOUSING**



COMENDA 630411

**3122024 SEAL MECHANICAL FOR SHAFT  $\varnothing$  12 mm**  
metal seal  $\varnothing$  internal 11 mm -  $\varnothing$  external 24 mm  
height 15.5 mm  
back. element  $\varnothing$  internal 14 mm -  $\varnothing$  external 24 mm  
height 8 mm



COMENDA 630501

COMENDA 630512

COMENDA 630523



Suitable for:

# COMENDA



Suitable for:

**5034153 ELECTROPUMP LGB ZF380SX 1HP**  
 inlet  $\varnothing$  50 mm - outlet  $\varnothing$  40 mm  
 0.73Kw 230V 50Hz 3.4A - 2800rpm  
 capacitor 16  $\mu$ F  
 for Dishwasher (COMENDA) LF321M - LF322E - LF324M  
 LF325E - LF700M



COMENDA 100819

**5030272 ELECTROPUMP LGB ZF800DX 2HP**  
 230/400V 50Hz 1.5Kw 7.3/4.1A  
 inlet  $\varnothing$  62 mm - outlet  $\varnothing$  54 mm



COMENDA 100796

**3122815 IMPELLER FOR PUMP  $\varnothing$  120 mm**  
 for ZF800DX and ZF650DX LGB pumps  
 for Pan/utensilwashing machines (COMENDA) GF90  
 GF90A



COMENDA H34484

COMENDA 631692

**3122255 EPDM O-RING 04625**  
 for pumps LGB ZF800DX and ZF650DX



COMENDA 630426

**5017792 SEAL ROTARY  $\varnothing$  13 mm**  
 back face height 8 mm hole  $\varnothing$  14 mm  
 for pumps LGB ZF800DX and ZF650DX



COMENDA H33839

COMENDA 630528

**5009322 ELECTROPUMP LGB ZF800RH 2.20HP**  
 external inlet  $\varnothing$  63 mm - external outlet  $\varnothing$  54 mm  
 2.20HP 220/400V 50Hz - Rpm 2800  
 for Pan/utensilwashing machines (COMENDA) GF90  
 GF90A



COMENDA H34432


## Relays

**3351040 MINI RELAY F61 24V DC**  
16A 250V  
1 switching contact



COMENDA 120480

**3351038 POWER RELAY FINDER 40.61.8.230.0000**  
230V - 50/60Hz - 1 exchange contact 16A



COMENDA 120478

**3351007 POWER RELAY FINDER 55.32.8.230.0040**  
230V 50/60Hz  
2 exchange contacts 10A  
with to test push-button + mechanic gauge



COMENDA 120449

**3351021 POWER RELAY FINDER 62.82.8.230.0000**  
230V 50/60Hz  
2 exchange contacts 16A



COMENDA 120460

**3351008 POWER RELAY FINDER 62.83.8.230.0000**  
230V 50/60Hz  
3 exchange contacts 16A



COMENDA 120447

COMENDA 120459

**5025249 RELAY POWER FINDER 40.61.8.024.0000**  
24Vac - 50/60Hz - 1 changeover contact 16A



COMENDA 120476

## Rinse aid containers and accessories

**3066009 RINSE AID CONTAINER**  
for Glasswasher/Cupwasher (COMENDA) - Series B  
Series BHC



COMENDA 190802

COMENDA 190811

**3066011 CONTAINER SUPPORT**



COMENDA 190106



Suitable for:

# COMENDA



Suitable for:

## Rinse aid pumps and accessories

**3090217 DOSING PUMP FOR RINSE AID**  
 for Dishwasher (COMENDA)  
 FC3E - FC3EA - FC3MA - FC4E - FC4EA - FC4HRT  
 FC4MA  
 for Pan/utensilwashing machines (COMENDA)  
 GF70 - GF70A - GF90 - GF90A



COMENDA H35388

COMENDA 620736

**3090001 HYDRAULIC RINSE AID INJECTOR**  
 for rinse aid  
 for Dishwasher (COMENDA) F20 - F45  
 for Glasswasher/Cupwasher (COMENDA) B11T



COMENDA 620120

**3090002 DIAPHRAGM FOR RINSE AID INJECTOR**  
 for Dishwasher (COMENDA) F20 - F45  
 for Glasswasher/Cupwasher (COMENDA) B11T




COMENDA 630614

**3501025 DOSER/JET LOCKING RING**  
 for Dishwasher (COMENDA) F20 - F45  
 for Glasswasher/Cupwasher (COMENDA) B11T



COMENDA 170701

**3090051 FILTER HOLDER FOR DOSING PUMP**  
 for Dishwasher (COMENDA) F20 - F45  
 for Glasswasher/Cupwasher (COMENDA) B11T



COMENDA 191018

**5003488 GASKET O-RING 0593-30 EPDM**



COMENDA 200816

**3090010 HOSE-END ELBOW FOR RINSE AID INJECTOR**  
 for Dishwasher (COMENDA) F20 - F45  
 for Glasswasher/Cupwasher (COMENDA) B11T



COMENDA 180306






Suitable for:

**3090003 INLET VALVE FOR RINSE AID INJECTOR**  
for Dishwasher (COMENDA) F20 - F45  
for Glasswasher/Cupwasher (COMENDA) B11T



COMENDA 200444

**3090052 MESH FILTER**  
for Dishwasher (COMENDA) F20 - F45  
for Glasswasher/Cupwasher (COMENDA) B11T



COMENDA 330543

**3090016 HYDRAULIC RINSE AID INJECTOR MODEL 3000**  
for rinse aid  
with inspectionable filter



COMENDA

**3090017 INLET FILTER MODEL 3000**



COMENDA

**3090018 T-FITTING BLACK**



COMENDA

# COMENDA




Suitable for:

**3090050 LIP GASKET DI087 EPDM**  
ø 31.75x22.22x4.76 mm



COMENDA 440405

**3090056 DIAPHRAGM MOD. DA 3010**



COMENDA

**3090003 INLET VALVE FOR RINSE AID INJECTOR**  
for Dishwasher (COMENDA) F20 - F45  
for Glasswasher/Cupwasher (COMENDA) B11T



COMENDA 200444



Suitable for:

**3090190 PERISTALTIC PUMP FOR DETERGENT**  
 mod. RPS20RMIP - Ext.size. 160 x 80 x 85 mm  
 220/240 V - 50 Hz  
 flow rate 0.28 L/h - 2.80 L/h



COMENDA

Suitable for:

**3090174 PUMP PERISTALTIC FOR DETERGENT G300**  
 flow rate 3 L/h thermoplastic hose  
 230V 50/60Hz 4W  
 time/pause setting



COMENDA 440632

COMENDA 620242

## Rotary switches

**3059014 SELECTOR SWITCH 0-1 POSITIONS 20A 500V**  
 square pin 5x5 mm  
 for Dishwasher (COMENDA) F45  
 for Dishwasher pull-through (COMENDA) ACL100  
 ACL150 - ACS101 - ACS91 - AC101 - AC105 - AC2A  
 AC91 - AC95  
 for Glasswasher/Cupwasher (COMENDA) B10T - B11T  
 B12T - B13T - B14T - B15T - B18T



COMENDA 120712

**1057022 SELECTOR SWITCH 0-1 POSITIONS 25A 690V**  
 square pin 5x5 mm  
 for Dishwasher conveyor type (COMENDA) - Series NE



COMENDA 120736

**3241372 KNOB TWO-COLOUR ø 42 mm**  
 for selector switch  
 square connection 5x5 mm  
 for Dishwasher (COMENDA) FC53 - FC54 - FC543  
 FC544




COMENDA 450323

**3241084 ELASTIC RING FOR KNOB**



COMENDA 440817

**5012099 SUPPORT FOR SELECTOR SWITCH**  
 flange 57x57 mm fixing hole ø 50 mm




COMENDA 190138

COMENDA 190144



Suitable for:

**3057052 SELECTOR SWITCH 0-2 POSITIONS 16A 380V**  
square pin 5x5 mm  
for Dishwasher (COMENDA) F20



COMENDA 120722

Suitable for:

**3057059 SELECTOR SWITCH 0-2 POSITIONS 25A 500V**  
square pin 5x5 mm  
for Dishwasher pull-through (COMENDA) - Series SE




COMENDA 120718

**3057197 SELECTOR SWITCH 0-4 POSITIONS**  
16A 400V - pin 5x5 mm  
for Dishwasher hood type (COMENDA) LC1200 - LC412  
LC700 - LC900



COMENDA 120751

**3057055 SELECTOR SWITCH 0-4 POSITIONS 16A 380V**  
square pin 5x5 mm  
for Dishwasher hood type (COMENDA) C155 - C195  
C75 - C95



COMENDA 120729

**3059013 SELECTOR SWITCH 0306-8384**  
contact capacity 16A 380V  
square spindle 5x5 mm  
for Glasswasher/Cupwasher (COMENDA) B23



COMENDA 120709

**3241096 BLACK KNOB  $\varnothing$  45 mm**  
square hole 5x5 mm  
for selector switch



COMENDA 180111

**3059060 SELECTOR SWITCH 3-POLE 16A 250V**  
square spindle 5x5 mm  
for Dishwasher pull-through (COMENDA) - Series S



COMENDA 110805

**3059061 SELECTOR SWITCH 6-POLE 16A 400V**  
square pin 5x5 mm  
for Pan/utensilwashing machines (COMENDA) G65



COMENDA 120716

**3057188 4-POLE SELECTOR SWITCH**  
2 positions 16A 400V  
square spindle 5x5 mm  
for Dishwasher (COMENDA) FC53 - FC533 - FC54  
FC543 - FC544



COMENDA 120737

**3057325 4-POLE SWITCH 16A 380V**  
for Dishwasher (COMENDA) FC53 - FC54 - LF320  
for Glasswasher/Cupwasher (COMENDA) BHC30HR  
BHC433



COMENDA 120744



Suitable for:

# COMENDA



Suitable for:

**3057324 6-POLE SELECTOR SWITCH 15A 4 POSITIONS**  
 for Dishwasher (COMENDA) FC53 - FC53A - FC533  
 FC533A - FC54 - FC54A - FC543 - FC543A - FC544  
 FC544A  
 for Glasswasher/Cupwasher (COMENDA) BHC433A



COMENDA 120740

## Salt containers and accessories

**3067003 PLUG FOR SALT CONTAINER**  
 complete with retaining nut  
 for B-BC-BHC-BR-FC-LF



COMENDA 160755

**3067004 GASKET**



COMENDA 200489

**3067001 SALT CONTAINER**



COMENDA 631302

**3067002 GASKET FOR CONTAINER**  
 external  $\varnothing$  82 mm  
 internal  $\varnothing$  64 mm  
 thickness 3 mm



COMENDA 200454


**3067300 SALT CONTAINER GROUP ASSY**  
 total height 125 mm - external  $\varnothing$  122 mm  
 for MACH DISHWASHER MB520K-MB530K-930K  
 for COMENDA DISHWASHER BC-BHC  
 for JEMI DISHWASHER GS2-GS3-GS4/2-GS4/2AF-GS6  
 GS6AF-GS7-GS8/2-GS9-GS18-GS19-GS20



COMENDA 631304

## Scale removers for dishwashers

**5035082 SCALE REMOVER ONE-PIECE**  
0.7 L  
for Dishwasher (COMENDA) FC3EA - FC3MA - FC4EA  
FC4MA




COMENDA 640222

**3120433 COIL T&P 220V 50/60Hz**  
for solenoid valves T&P



COMENDA 630987

**3094005 4 COLUMN SCALE REMOVER**  
width 165 mm - length 390 mm  
for Dishwasher (COMENDA)  
FC53 - FC54 - LF320A - LF323A - LF350A - LF400A  
LF450A  
for Glasswasher/Cupwasher (COMENDA)  
BC25A - BC30A - BHC25 - BHC30 - BR20A - BR25A  
B12T - B14T - B16T - B19T - FC43A



COMENDA 640209

## Solenoid valves

**3120026 COIL ELBI 24Vac**  
for solenoid valves 101-102-254-261 old type



COMENDA 630967

**3743308 MANIFOLD CAP**  
for collector group  
for Dishwasher pull-through (COMENDA) - Series AC  
Series ACR - Series ACS  
for Pan/utensilwashing machines (COMENDA)  
Series G - Series GE



COMENDA 160709

**5012167 MANIFOLD SET 2 SOLENOID VALVES**



COMENDA 510285

COMENDA 620121

**3120004 SOLEN. VALVE ELBI TYPE 319 1 WAY 90°**  
220/240V 50/60Hz - max. temperature 90°C  
inlet 3/4" - outlet ø 10.5 mm



COMENDA 120145

COMENDA 121104



Suitable for:

# COMENDA



**3120504 SOLEN. VALVE ELBI TYPE 319 1 WAY 90°**  
24V 50/60Hz - max. temperature 90°C  
inlet 3/4" - outlet ø 10.5 mm



COMENDA

Suitable for:

**3120006 SOLEN. VALVE ELBI TYPE 339 2 WAY 90°**  
220/240V 50/60Hz - max. temperature 90°C  
inlet 3/4" - two outlets ø 10.5 mm



COMENDA 120142

COMENDA 120197

**5007229 SOLEN. VALVE ELBI TYPE 339 2 WAY 90°**  
230V 50/60Hz - max. temperature 90°  
inlet 3/4" - two outlets ø 10.5 mm  
1 outlet with red adjuster 0.5 L/min



COMENDA 120144

**3120007 SOLEN. VALVE ELBI TYPE 349 2 WAY 180°**  
220/240V 50/60Hz - max. temperature 90°C  
inlet 3/4" - two outlets ø 10.5 mm



COMENDA 120146

**3120511 SOLEN. VALVE ELBI TYPE 350 1 WAY 90°**  
24V 50/60Hz - max. temperature 90°C  
inlet 3/4" - outlet ø 13.5 mm



COMENDA

**3120405 SOLEN. VALVE T&P 1 WAY 180°**  
230V 50/60Hz - max. temperature 90°C  
inlet 3/4" - outlet ø 10.5 mm



COMENDA 120173

**3120404 SOLEN. VALVE T&P 1 WAY 90°**  
230V 50/60Hz - max. temperature 90°C  
inlet 3/4" - outlet ø 10.5 mm



COMENDA H30933

COMENDA 120188

**3120408 SOLEN. VALVE T&P 1 WAY 90°**  
230V 50/60Hz - max. temperature 90°C  
inlet 3/4" - outlet ø 13.5 mm



COMENDA

**3120013 SOLENOID VALVE ELBI TYPE 359 3-WAY 90°**  
220/240V 50/60Hz - max. temperature 90°C  
inlet 3/4" - three outlets ø 10.5 mm



COMENDA 120179

**3120014 SOLENOID VALVE ELBI TYPE 369 3-WAY 180°**  
220/240V 50/60Hz - max temperature 90°C  
inlet 3/4" - three outlets ø 10.5 mm



COMENDA 120175

Suitable for:

Suitable for:

**3120400 SOLENOID VALVE INVENSYS 1-WAY 90°**  
 12Vac/dc 50/60Hz - max. temperature 90°C  
 inlet 3/4" - outlet  $\varnothing$  13.5 mm  
 operating pressure from 0.2 to 10 bar  
 flow rate 1.2 m<sup>3</sup>/h



COMENDA

**3120541 SOLENOID VALVE L140B5  $\varnothing$  1/2" FF 24V**  
 for water  
 normally closed  
 max. temperature 100°C  
 max. differential pressure 10 bar  
 coil 24V 50/60Hz



COMENDA 120125  
 COMENDA 120191

COMENDA 120141

COMENDA 120168

**3120043 COIL SIRAI Z610A 24V 50/60Hz 6W**



COMENDA 630948

**3120044 CONNECTOR FEMALE SMALL**  
 for coils



COMENDA 150034

**3120612 SOLENOID VALVE L145R2 1" FF 24V**  
 for steam  
 normally closed (ex L142 M2)  
 max. temperature 175°C  
 max. differential pressure 12 bar  
 coil 24V 50Hz



COMENDA 120163

**3120116 COIL SIRAI Z534A 24V 50Hz**  
 for solenoid valve fitting 3/4" - 1"



COMENDA 630972



Suitable for:

**3120034 FEMALE LARGE CONNECTOR**  
for coils



COMENDA 150033

**3120610 SOLENOID VALVE L145R2 1/2"FF 24V**  
for steam  
normally closed (ex L142 M2)  
max. temperature 175°C  
max. differential pressure 12 bar  
coil 24V 50Hz



COMENDA 120161

**3120044 CONNECTOR FEMALE SMALL**  
for coils



COMENDA 150034

**3120611 SOLENOID VALVE L145R4 3/4"FF 24V**  
for steam  
normally closed (ex L142 M2)  
max. temperature 175°C  
max. differential pressure 12 bar  
coil 24V 50Hz



COMENDA 120162

**3120118 DIAPHRAGM FOR VALVE ø 3/4"**




COMENDA 630625

# COMENDA

Suitable for:



**3120114 COIL SIRAI Z614A 24V 50Hz**  
for solenoid valve fitting 1/2"



COMENDA 630973

**3120116 COIL SIRAI Z534A 24V 50Hz**  
for solenoid valve fitting 3/4" - 1"



COMENDA 630972

**3120034 FEMALE LARGE CONNECTOR**  
for coils



COMENDA 150033





Suitable for:

**3120210 SOLENOID VALVE L153D07 ø 3/4" FF 230V**  
for steam  
NC  
coil 220V 50Hz  
max. temperature 175°C  
max. pressure differential 12 bar



COMENDA 120167

Suitable for:

**3120034 FEMALE LARGE CONNECTOR**  
for coils



COMENDA 150033

**5017088 SOLENOID VALVE L153D07 1/2" FF 24V 50Hz**  
for steam  
NC  
max. temperature 100°C  
maximum differential pressure 16 bar



COMENDA 120164

**3120214 COIL SIRAI Z134A 24V 50Hz**  
for solenoid valves L153 DA ø 3/4"



COMENDA 630976

**3120034 FEMALE LARGE CONNECTOR**  
for coils



COMENDA 150033

**3120510 SOLENOID VALVE L153D07 3/4" FF 24V**  
for steam  
NC  
max. temperature 175°C  
max. pressure differential 12 bar  
coil 24V 50Hz



COMENDA 120107

COMENDA 120165

**3120214 COIL SIRAI Z134A 24V 50Hz**  
for solenoid valves L153 DA ø 3/4"



COMENDA 630976

**3120034 FEMALE LARGE CONNECTOR**  
for coils



COMENDA 150033



Suitable for:

# COMENDA



## 3120538 SOLENOID VALVE L153D5 1" FF 24V

for steam  
normally closed (ex 149D4)  
max. temperature 140°C  
coil 24V 50Hz



COMENDA 120108

COMENDA 120166

Suitable for:

## 3120034 FEMALE LARGE CONNECTOR

for coils



COMENDA 150033

## 3120058 SOLENOID VALVE L182B17 ø 3/4" FF 230V

EX L180  
for water  
NC  
max temperature 100°C  
max pressure differential 16 bar  
coil 230V 50/60Hz



COMENDA 120158

## 3120042 COIL SIRAI Z610A 230V 50/60Hz 6W

width 25 mm - height 33 mm  
depth 33 mm



COMENDA 630981

## 3120044 CONNECTOR FEMALE SMALL

for coils



COMENDA 150034

## 3120559 SOLENOID VALVE L182B17 1" FF 24V

EX L180  
for water  
NC  
max. temperature 100°C  
max. differential pressure 16 bar  
coil 24V 50/60Hz



COMENDA 120123

## 3120043 COIL SIRAI Z610A 24V 50/60Hz 6W



COMENDA 630948



Suitable for:

**3120044 CONNECTOR FEMALE SMALL**  
for coils



COMENDA 150034

**3120558 SOLENOID VALVE L182B17 3/4" FF 24V**  
EX L180  
for water  
NC  
max. temperature 100°C  
max. differential pressure 16 bar  
coil 24V 50/60Hz



COMENDA 120122

**3120044 CONNECTOR FEMALE SMALL**  
for coils



COMENDA 150034

**3120057 SOLENOID VALVE L182B31 ø 1/2" FF 230V**  
EX L180  
for water  
NC  
max. temperature 100°C  
max. pressure differential 16 bar  
coil 230V 50/60Hz



COMENDA 120174

**3120044 CONNECTOR FEMALE SMALL**  
for coils



COMENDA 150034

# COMENDA

Suitable for:

**3120043 COIL SIRAI Z610A 24V 50/60Hz 6W**



COMENDA 630948

**3120042 COIL SIRAI Z610A 230V 50/60Hz 6W**  
width 25 mm - height 33 mm  
depth 33 mm



COMENDA 630981





Suitable for:

# COMENDA



**3120557 SOLENOID VALVE L182B31 1/2"FF 24V**  
 EX L180  
 for water  
 NC  
 max temperature 100°C  
 max differential pressure 16 bar  
 coil 24V 50/60Hz



COMENDA 120131

COMENDA 120154

Suitable for:

**3120043 COIL SIRAI Z610A 24V 50/60Hz 6W**



COMENDA 630948

**3120044 CONNECTOR FEMALE SMALL**  
 for coils



COMENDA 150034

## Spare parts for pumps

**3122814 IMPELLER ø 103 mm**  
 for Dishwasher (COMENDA) F90MA - LF400A  
 for Dishwasher hood type (COMENDA) C85  
 for Dishwasher pull-through (COMENDA) - Series AC  
 Series ACS - LAV1000 - LAV1001 - LAV1501  
 for Pan/utensilwashing machines (COMENDA) F90M



COMENDA 631656

## Springs

**3250237 DOOR BALANCE SPRING**  
 for DISHWASHER GF70-GF70A-LF321-LF321A-LF322-  
 LF322A-LF322MP-LF322MP/A-LF322RCD-LF324-LF324A-  
 LF325E-LF325EA-LF700-LF700A  
 for Dishwasher (COMENDA) CF321A



COMENDA 450288

**3250184 DOOR LEVER SPRING**  
 for DISHWASHER ST43E-DP35E



COMENDA 450250



Suitable for:

**3250185 DOOR RETAINER SPRING**  
for DISHWASHER ST43E-DP35E




COMENDA 324170+450250+...

**3250238 DOOR SPRING**  
overall length 193 mm  
for DISHWASHER FC3E-FC3EA-FC3M-FC3MA-FC4E-FC4EA-FC4EHRT-FC4M-FC4MA




COMENDA 391334

**3242150 DOOR SPRING MODEL BBSR46**  
carrying capacity 4 kg



COMENDA 391309

**3250043 DOOR SPRING 40 mm**  
load capacity: kg 5  
for Dishwasher pull-through (COMENDA) ACS162  
for Dishwasher (COMENDA) ACS162



COMENDA 391331

**3250160 FILTER LOCKING SPRING**  
for BC-BCA-BR-BRA-FC48-FC43A



COMENDA 450223

Suitable for:

**3250169 DOOR SPRING**  
overall length 190 mm  
for FC3M



COMENDA 391336

**5034951 DOOR SPRING  $\varnothing$  13x68 mm**  
for Pan/utensilwashing machines (COMENDA) GF70



COMENDA H36860


COMENDA 450298

**3250167 DOOR SPRING PIN**



COMENDA 340416

**3250161 DOOR SPRING 40 mm**  
flowrate 5.5 kg  
for COMENDA AC-NE-NG  
for HOONVED C98-EDT85-EDT100-EDT140-EDT170-EDT200



COMENDA 391332



Suitable for:

# COMENDA



**3250039 HOOD LIFTING SPRING**  
ø 35x530 mm  
for C30-C70-C75-LP360




COMENDA 391312

**3250044 LOWER DOOR SAFETY SPRING**  
external ø 14x193 mm  
for GL




COMENDA 450222

**3250061 SPRING FOR DOOR**  
carrying capacity: kg 4.5



COMENDA 391318

**3250062 SPRING FOR DOOR BBN/600**  
carrying capacity: kg 3



COMENDA 391314


**3250058 SPRING FOR HOOD LIFTING**  
dimensions ø 37x910 mm  
for Dishwasher hood type (COMENDA) C140 - C155  
C165 - C85 - C95 - ECOTEMP11 - LC380 - LC411M  
for Pan/utensilwashing machines (COMENDA) G125L  
G75 - G75L



COMENDA 391316

Suitable for:

**3250057 BUSHING FOR SPRING**



COMENDA 190607

**3250183 SPRING FITTING BUSHING FOR DOOR LEVER**  
for DISHWASHER ST43E-DP35E



COMENDA 190685

**3250060 SPRING FOR DOOR BBN/589**  
carrying capacity: kg 2.09



COMENDA 391315

**3250059 SPRING FOR DOOR SAFETY**  
dimensions ø 12x167 mm  
for G65-G115



COMENDA 450217

**3250057 BUSHING FOR SPRING**



COMENDA 190607

Suitable for:

Suitable for:

**5015694 SPRING FOR LIMIT SWITCH NE**  
for Dishwasher conveyor type (COMENDA) - Series NE




COMENDA 450229

**3250168 SPRING FOR MICRO SWITCH**  
for Dishwasher (COMENDA) FC3E - FC4E



COMENDA 391335

**5033259 PIN SPRING ROLLING**  
for Dishwasher (COMENDA) FC3E - FC4E



COMENDA 190679

**5049619 BUSHING LATCHSPRING SUPPORT**



COMENDA 160552


## Supports

**3391011 CONVEYOR SLIDEWAYS RETAINER**  
sizes 44x34x21 mm  
for Dishwasher pull-through (COMENDA) - Series AC  
Series ACR - Series SE




COMENDA 190620

**3391012 CONVEYOR SLIDEWAY SUPPORT**  
sizes 97x45x30 mm  
for Dishwasher pull-through (COMENDA) - Series AC  
Series ACR - Series SE



COMENDA 170324

**5007768 SUPP.SCORR.GUIDA PORTASALT.**



COMENDA 170318



Suitable for:

# COMENDA



Suitable for:

## Supports for wash and rinse arms

**3743159 ARM ASSEMBLY SUPPORT**  
for Dishwasher hood type (COMENDA) LC380 - LC400



COMENDA 510503

**3243807 ELBOW FITTING**  
for Dishwasher pull-through (COMENDA) LAV1000




COMENDA 180407

**3186452 GASKET FLAT NEOTEN 100x100x3 mm**  
central hole  $\varnothing$  40 mm  
for Dishwasher pull-through (COMENDA)  
S1600 - S2200 - S2900  
for Pan/utensilwashing machines (COMENDA) ACCS251



COMENDA 200428


**3243806 FLANGE - COUPLING 100x100 mm**  
for Dishwasher pull-through (COMENDA)  
S1600 - S2200 - S2900  
for Pan/utensilwashing machines (COMENDA) ACCS251



COMENDA 180232

COMENDA 330934

**3186452 GASKET FLAT NEOTEN 100x100x3 mm**  
central hole  $\varnothing$  40 mm  
for Dishwasher pull-through (COMENDA)  
S1600 - S2200 - S2900  
for Pan/utensilwashing machines (COMENDA) ACCS251



COMENDA 200428

**3243811 FLANGE FOR COLUMN**  
for Dishwasher hood type (COMENDA) C155 - C95



COMENDA 180240

**3243815 LOWER SUPPORT**  
for Glasswasher/Cupwasher (COMENDA) BC25 - BC30  
LBC215 - LBC275



COMENDA 190210

**3186013 O-RING GASKET 06187 EPDM  $\varnothing$  58 mm**



COMENDA 200820





Suitable for:

**3243086 O-RING 0117 EPDM**



COMENDA 200806

# COMENDA

Suitable for:



**3243812 LOWER WASH ARM ASSEMBLY SUPPORT**  
for Glasswasher/Cupwasher (COMENDA) BC25 - BC30  
ECOTEMP6 - FC43



COMENDA 191064

**3186450 GASKET ORM 0810-30 EPDM**



COMENDA 200856

**3186184 EPDM O-RING GASKET 0147**



COMENDA 200855

**3243819 LOWER WASH ARM ASSEMBLY SUPPORT**  
for Dishwasher (COMENDA) FC53 - FC533 - FC54  
FC543 - FC544



COMENDA 191068

**3186013 O-RING GASKET 06187 EPDM ø 58 mm**



COMENDA 200820

**3243088 EPDM O-RING GASKET 06325**  
for Dishwasher (COMENDA) FC543A  
for Dishwasher (COMENDA) FC543A



COMENDA 200829

**3243086 O-RING 0117 EPDM**



COMENDA 200806



Suitable for:

# COMENDA



**3243056 LOWER WASH ARM ASSEMBLY SUPPORT COLUMN**  
 for Dishwasher (COMENDA) F20 - F45 - F55 - F65  
 F80 - F90MA - LF315 - LF320 - LF323 - LF350  
 LF450  
 for Glasswasher/Cupwasher (COMENDA) B13T - B14T  
 B15T - B15TM - B16T - B16TM - B18T - B18TM  
 B19T - B19TM  
 for Pan/utensilwashing machines (COMENDA) F90M



COMENDA 191025

Suitable for:

**3243088 EPDM O-RING GASKET 06325**  
 for Dishwasher (COMENDA) FC543A  
 for Dishwasher (COMENDA) FC543A



COMENDA 200829

**3243086 O-RING 0117 EPDM**



COMENDA 200806

**3243084 LOWER WASH ARM ASSEMBLY SUPPORT COLUMN**  
 for Dishwasher (COMENDA) F45 - F55 - F65 - F80  
 for Dishwasher hood type (COMENDA) LP360



COMENDA 191031

**3243088 EPDM O-RING GASKET 06325**  
 for Dishwasher (COMENDA) FC543A  
 for Dishwasher (COMENDA) FC543A



COMENDA 200829

**3743375 RING NUT**  
 for Dishwasher (COMENDA) FC3M



COMENDA 190233

**7107312 SUPPORT FOR ARM BOSS UPPER**  
 for Dishwasher hood type (COMENDA) LC411M



COMENDA 190235

**5050132 SUPPORT IMPELLER LOWER**  
 for HOONVED STS43-ST548  
 for COMENDA BHC



COMENDA 191083

Suitable for:

**5058764 SUPPORT IMPELLERS LOWER**  
for Dishwasher (COMENDA) C800ERCD - F3E - F3M  
F4E - F4M



COMENDA 190238

**5058765 RING NUT PLASTIC SUPPORT 1"1/2**  
for Dishwasher (COMENDA) C800ERCD - F3E - F3M  
F4E - F4M



COMENDA 190237

**5026599 SUPPORT LOWER ARM ASSEMBLY STAINL. STEEL**  
for Dishwasher (COMENDA) LFD32 - LF322E - LF324M  
LF325E - LF700M



COMENDA 190941

**5050017 SUPPORT LOWER WASH ARM ASSEMBLY**  
for DISHWASHER C 35/43/46/48 - BHC 25/30/433



COMENDA 190223

**3243808 T-FITTING**  
for Dishwasher pull-through (COMENDA) LAV1000



COMENDA 180406

Suitable for:

**1186503 O-RING 0155 RED SILICONE**  
for exchanger



COMENDA 200808

**5032698 SPACER RINSE SHAFT**  
misure 18x12x12 mm



COMENDA 191103

**3186452 GASKET FLAT NEOTEN 100x100x3 mm**  
central hole  $\varnothing$  40 mm  
for Dishwasher pull-through (COMENDA)  
S1600 - S2200 - S2900  
for Pan/utensilwashing machines (COMENDA) ACCS251



COMENDA 200428



Suitable for:

# COMENDA




Suitable for:

## 3743213 UPPER ARM




COMENDA 190216

## 3243814 UPPER WASH ARM ASSEMBLY SUPPORT for Glasswasher/Cupwasher (COMENDA) BC25 - BC30 BHC25 - BHC30 - LBC210 - LBC215 - LBC275



COMENDA 190209

## 3243934 ARM ASSEMBLY SUPPORTING NUT 1/2"



COMENDA 160769

## 3186013 O-RING GASKET 06187 EPDM ø 58 mm



COMENDA 200820

## 1186591 O-RING 0128 VITON



COMENDA H34332

COMENDA 200821

## 3743193 WASH ARM ASSEMBLY C/LC 2001 SUPPORT



COMENDA 190227

## 3786652 GASKET FLAT 70x60 mm central hole ø 36 mm - for rinse assembly for Dishwasher hood type (COMENDA) C1000E - C1001M C1300E - C1301M - LC1200 - LC412 - LC700 LC900 for Pan/utensilwashing machines (COMENDA) GE50



COMENDA 200955

## 3743729 RINSE MANIFOLD UNIT for Dishwasher hood type (COMENDA) C1000E - C1001M C1300E - C1301M - LC1200 - LC2001 - LC412 LC700 - LC900 for Pan/utensilwashing machines (COMENDA) GE50



COMENDA 191100

Suitable for:

**3743373 WASH FITTING LOWER**  
for Dishwasher (COMENDA) FC3M



COMENDA 190232

Suitable for:


**3743374 WASH FITTING UPPER**  
for Dishwasher (COMENDA) FC3M



COMENDA 190231

## Switches

**3319168 BIPOLAR SWITCH 16A 250V**  
for Dishwasher (COMENDA)  
FC3M - FC4M - LF324  
for Dishwasher (COMENDA) LF324



COMENDA 130487

**3319069 CHANGEOVER SWITCH 2 POLE GRAY 250V 16A**  
16(4)A 250V - max. temperature 125°C  
mounting hole 27x25 mm  
for Glasswasher/Cupwasher (COMENDA) B11 - B2 - B5  
B8



COMENDA 130447

**3319223 CYCLE SWITCH ROLD**  
16(4)A/250V 6 contacts  
for Glasswasher/Cupwasher (COMENDA) LBC210  
LBC215 - LBC275 - LBR200



COMENDA 130459

**3319411 EMERGENCY MUSHROOM**



COMENDA 130453

**5023745 EMERGENCY PUSH-BUTTON CEMA P9MER4RN**  
with block - mounting hole  $\varnothing$  22 mm



COMENDA 130476

**5026339 CONTACT CEMA P9B01VN 10A**  
1 contatto normalmente chiuso




COMENDA 130477



Suitable for:

**5014426 CONTACT CEMA P9B10VN 10A**

1 contact NO  
for COMENDA DISHWASHER ACRS145-ACRS205-ACRS225-  
ACRS245-ACRS260-ACRS265-ACRS305-GMC2702-GMC3502-  
GMC4502-GMC5502-LAV1001-LAV1501-NE3002-NE4002-  
NE5002-NE5502-NE7002-NE7502-NE9002-NE9502-NG1202-  
NG1202E-NG602-NG602E-NG902-NG902E-NL302-NL302E-  
NL402-NL402E-NL502-NL502E-NL552-NL552E




# COMENDA



Suitable for:

COMENDA 130478

**3319741 GREEN PUSH-BUTTON RM122 (FTSE02)**  
for Pan/utensilwashing machines (COMENDA) G100L  
G101L - G115L - G125 - G50L - G50LM - G51L  
G60L - G61L - G65L - G75 - G75L



**3319415 KEY SUPPORTING BODY**  
for all models



COMENDA 130439


COMENDA 130497

**3319224 MAIN SWITCH ROLD**  
16(4)A/250V 6 contacts  
for Glasswasher/Cupwasher (COMENDA) LBC210  
LBC215 - LBC275 - LBR200




COMENDA 130460

**3319336 PUSH BUTTON RUN GREEN ABB MP1-20G**




COMENDA 130413

**3319739 START CONTACT ABB MCB-10**  
for Dishwasher conveyor type (COMENDA) - Series NE  
Series NG  
for Dishwasher pull-through (COMENDA) ACR145  
ACR205 - ACR245 - ACR260 - ACR305 - AC100  
AC101 - AC105 - AC120 - AC122 - AC135 - AC150  
AC151 - AC152 - AC170 - AC181 - AC182 - AC200  
AC201 - AC202 - AC241 - AC242 - AC265 - AC90  
AC91 - AC95 - LAV1000 - LVP1001 - LVP1501  
LV1001 - LV1501 - T5



COMENDA 130411

**3319738 STOP CONTACT ABB MCB-01 RED**  
 for Dishwasher conveyor type (COMENDA) - Series NE  
 Series NG  
 for Dishwasher pull-through (COMENDA) ACR145  
 ACR205 - ACR225 - ACR245 - ACR260 - ACR265  
 AC101 - AC105 - AC120 - AC122 - AC135 - AC150  
 AC151 - AC152 - AC170 - AC181 - AC182 - AC200  
 AC201 - AC202 - AC241 - AC242 - AC90 - AC91  
 AC95 - AVR305 - LAV1000 - LVP1001 - LVP1501  
 LV1001 - LV1501 - Series SE - Series SNL



COMENDA 130410

**3319147 PUSH-BUTTON CHANGE OV. GREEN "DRAIN PUMP"**  
 16(4)A 24V - max. temperature 125°C  
 with indicator light - mounting hole 25x27 mm  
 for Dishwasher (COMENDA) LF320



COMENDA 130471

**3319040 PUSH-BUTTON CHANGE OV. ORANGE "CYCLE STAR"**  
 16(4)A 250V - max. temperature 125°C  
 with indicator light - silk screen print cycle star  
 mounting hole 25x27 mm  
 for Glasswasher/Cupwasher (COMENDA) B10T - B11T  
 B12T - B13T - B14T - B15T - B15TM - B16T  
 B16TM - B18T - B18TM - B19T - B19TM



COMENDA 130421

**3319041 PUSH-BUTTON CHANGE OV. ORANGE "RINSE"**  
 16(4)A 250V - max. temperature 125°C  
 with indicator light - silk screen print rinse  
 mounting hole 25x27 mm  
 for Glasswasher/Cupwasher (COMENDA) - Series B



COMENDA 130422

COMENDA 130429

Suitable for:

**3319417 PUSH-BUTTON CHANGE OV. GREEN "DRAIN PUMP"**  
 16(4)A 250V - max. temperature 125°C  
 with indicator light - mounting hole 25x27 mm  
 for Dishwasher (COMENDA) LF315 - LF320 - LF323  
 LF450  
 for Dishwasher hood type (COMENDA) LC1200 - LC700  
 LC900  
 for Pan/utensilwashing machines (COMENDA) F90M



COMENDA 130464

**3319067 PUSH-BUTTON CHANGE OV. ORANGE "DRAIN PUMP"**  
 16(4)A 250V - max. temperature 125°C  
 with indicator light - silk screen print drain pump  
 mounting hole 25x27 mm  
 for Glasswasher/Cupwasher (COMENDA) B11 - B2 - B5  
 B8



COMENDA 130424



Suitable for:

**5036096 PUSH-BUTTON ROUND BLUE ø 21 mm "REGENER."**  
 for DISHWASHER BHC25-BHC25A-BHC30-BHC30A-BHC433  
 -BHC433A-GF70A-GF90 2004-GF90A  
 2004-LB200A-LB215A-  
 LB260A-LB275A-LF321A-LF322A-LF322MP-LF322MP/A-  
 LF324A-LF700A-LFD32M-LFD32MA



COMENDA 450342

**1319082 SINGLE-POLE PUSH BUTTON 16A 250V**  
 for Dishwasher (COMENDA) LF324  
 for Dishwasher (COMENDA) LF324




COMENDA 130449

**5023707 PUSH-BUTTON ROUND GRAY ø 23 mm "CYCLE"**  
 for Dishwasher (COMENDA) LF320A - LF323A - LF350A  
 LF400A



COMENDA 450331

**1319082 SINGLE-POLE PUSH BUTTON 16A 250V**  
 for Dishwasher (COMENDA) LF324  
 for Dishwasher (COMENDA) LF324



COMENDA 130449

**3319081 PUSH-BUTTON ROUND GREEN ø 23 mm "CYCLE"**



COMENDA 450320

COMENDA 450326

Suitable for:

**3319392 HOUSING FOR PUSH-BUTTON LIGHT BLUE E**  
 mounting hole 25x25 mm - for push-button ø 21 mm  
 for Dishwasher (COMENDA) FC3M - FC4M - LF324  
 for Dishwasher (COMENDA) LF324



COMENDA 190155

**3319080 HOUSING FOR PUSH-BUTTON GRAY**  
 mounting hole 28x28 mm - for push-button ø 23 mm



COMENDA 190140

**3319068 PUSH-BUTTON 2-POLE GRAY "CYCLE START"**  
 16(4)A 250V - max. temperature 125°C  
 mounting hole 25x27 mm  
 for Glasswasher/Cupwasher (COMENDA) B11 - B2 - B5  
 B8




COMENDA 130450



Suitable for:

**5007139 PUSH-BUTTON 2-POLE LIGHT BLUE "CYCLE STA"**  
16(4)A 250V - max. temperature 125°C  
silk screen print cycle start - mounting hole 25x2



COMENDA 130444

Suitable for:

**3319042 PUSH-BUTTON 2-POLE ORANGE "REGENERATION"**  
16(4)A 250V - max. temperature 125°C  
with indicator light - screen printing regenerat.  
mounting hole 25x27 mm  
for Glasswasher/Cupwasher (COMENDA) - Series B



COMENDA 130423

**3057056 SELECTOR SWITCH 16A 250V**



COMENDA 120711

**5059713 SWITCH CHANGEOVER GREEN 2-POLE**  
plate 55x30 mm - mounting hole 53x28 mm



COMENDA 130495

## Telethermometers

**3441011 BLACK TELETHERMOMETER 56x25 mm 0-120°C**  
plastic case  
capillary length 1500 mm  
bulb  $\varnothing$  6x15 mm



COMENDA 450902

**3441011 BLACK TELETHERMOMETER 56x25 mm 0-120°C**  
plastic case  
capillary length 1500 mm  
bulb  $\varnothing$  6x15 mm



COMENDA 450902

**3441008 TELETHERMOMETER BLACK  $\varnothing$  52 mm 0-120°C**  
plastic case  
PVC covered capillary 1500 mm  
bulb  $\varnothing$  6.5x2.6 mm  
for Dishwasher hood type (COMENDA) C34



COMENDA 450905

**3441048 WHITE TELETHERMOMETER  $\varnothing$  52 mm 0-120°C**  
plastic case  
capillary 1500 mm  
bulb  $\varnothing$  6x40 mm  
for Dishwasher hood type (COMENDA) C140 - C155  
C33 - C34  
for Dishwasher pull-through (COMENDA) - Series AC  
Series ACS  
for Pan/utensilwashing machines (COMENDA)  
Series G



COMENDA 450905



Suitable for:

# COMENDA



Suitable for:

## Thermostats

**3444013 RING NUT  $\varnothing$  55 mm**  
chrome-plated metal  
for thermostat knob IMIT



COMENDA 191040

**5007162 SAFETY THERMOSTAT LM7-P5072 110°C**  
manual reset  
capillary 1550 mm - spiral bulb  $\varnothing$  6 mm  
10A - 250V  
for Dishwasher (COMENDA) - Series B - Series BC  
Series BR - Series F - Series FC



COMENDA 120523

**3444099 SAFETY THERMOSTAT 105°C**  
capillary 430 mm  
bulb 75 mm.  
16A 250V



COMENDA 120536

**3444520 SECURITY THERMOSTAT LM8P2047**




COMENDA 120526

**3444227 SINGLE-PHASE THERMOSTAT 0-90°C**  
covered capillary 1000 mm  
bulb  $\varnothing$  6.5x95 mm  
16A 250V contact NA-NC  
for Dishwasher conveyor type (COMENDA) - Series NE  
Series NG  
for Dishwasher pull-through (COMENDA) - Series AC  
Series ACR



COMENDA 120515

**3444280 SINGLE-PHASE THERMOSTAT 0-90°C**  
covered capillary 1500 mm  
bulb  $\varnothing$  6.5x90 mm  
15A 250V  
with adjusting screw



COMENDA 120530

Suitable for:

Suitable for:

**3444151 SINGLE-PHASE THERMOSTAT 115°C**  
 with manual reset  
 capillary 1000 mm  
 bulb  $\varnothing$  5x120 mm.  
 15A 250V  
 for Dishwasher (COMENDA)  
 F45 - F55 - F65 - F80  
 for Dishwasher hood type (COMENDA)  
 Series C  
 for Dishwasher pull-through (COMENDA)  
 Series AC - Series ACR - Series ACS  
 for Pan/utensilwashing machines (COMENDA)  
 Series G - Series GE

**3444721 BOX FOR THERMOSTAT**  
 size 98x70x40 mm  
 for Dishwasher conveyor type (COMENDA)  
 Series GMC - Series NE - Series NG  
 for Dishwasher pull-through (COMENDA) - Series AC  
 Series ACR - Series ACS - Series LV  
 for Pan/utensilwashing machines (COMENDA)  
 Series G



COMENDA 120519

COMENDA 161127


**3444710 GASKET FOR THERMOSTAT BOX**



COMENDA 200491

**3744114 SINGLE-PHASE THERMOSTAT 115°C**  
 with manual reset  
 capillary 1000 mm  
 bulb  $\varnothing$  5x120 mm  
 15A 250V  
 for Dishwasher (COMENDA) F55 - F65 - F80  
 for Dishwasher hood type (COMENDA) - Series C  
 for Dishwasher pull-through (COMENDA) - Series AC  
 Series ACR - Series ACS  
 for Pan/utensilwashing machines (COMENDA)  
 Series G - Series GE

**3444229 SINGLE-PHASE THERMOSTAT 90°C**  
 covered capillary 1000 mm  
 bulb  $\varnothing$  9x40 mm  
 15A 250V  
 D shaft  $\varnothing$  6x4.6 mm  
 for Dishwasher (COMENDA) - Series FC - F45 - F55  
 F80 - Series LF  
 for Dishwasher hood type (COMENDA) C155 - C75



COMENDA 120519  
 COMENDA 332821

COMENDA 120520


COMENDA 161127

COMENDA 120522



Suitable for:

**3444004 THERMOSTAT SINGLE-PHASE TR2 0-90°C**  
 D-shaped pin  $\varnothing$  6x4.6 mm  
 capillary length 1500 mm - 15A 250V  
 bulb  $\varnothing$  6.5x95 mm  
 for Dishwasher (COMENDA) F20 - F45 - LF320  
 for Dishwasher pull-through (COMENDA) - Series AC  
 Series ACR - Series ACS - Series S - Series SNL  
 for Glasswasher/Cupwasher (COMENDA) B11T



COMENDA 120501

Suitable for:


**3444228 2-TEMPERATURE THERMOSTAT 40-78-47-85°C**  
 2 adjustment ranges:  
 1st stage 40÷78°C  
 2°stage 47-85°C  
 covered capillary 1000 mm  
 bulb  $\varnothing$  6.5x95 mm  
 16A 250V  
 D shaft  $\varnothing$  6x4.6 mm  
 for Dishwasher (COMENDA) - Series FC - Series LF  
 for Dishwasher hood type (COMENDA) C155 - C95  
 for Glasswasher/Cupwasher (COMENDA) BC25 - BC30  
 Series LB - Series LBR



COMENDA 120525

## Timers

**3446076 ELECTRONIC TIMER CL51 24V**  
 for Pan/utensilwashing machines (COMENDA) G100L  
 G115L - G125L - G50L - G60L - G65L - G75L



COMENDA 120254

## Tool holder shafts


**9742006 TOOL SHAFT FEATHER**  
 dimensions 6x6x25 mm



COMENDA 441122

## Tubing and hoses

**5008841 DRAIN HOSE ELBOW-SHAPED**  
 internal  $\varnothing$  30 mm and  $\varnothing$  40 mm



COMENDA H31612

COMENDA 201033

**5025708 HOSE FOR OUTLET**  
 external  $\varnothing$  62 mm - internal  $\varnothing$  52 mm



COMENDA 201108



# COMENDA



Suitable for:

**5026900 HOSE OUTLET  $\varnothing$  50 mm**  
for DISHWASHER ED600



COMENDA H32984

Suitable for:

**5050828 HOSE RINSE SUCTION PUMP**  
internal  $\varnothing$  25 mm  
for Dishwasher (COMENDA) FC3E - FC4E



COMENDA 200709

**5012484 HOSE SUCTION PUMP**  
internal  $\varnothing$  48 and 44 mm  
for Dishwasher (COMENDA) LFD32E - LF321M - LF322M  
LF324M - LF325E - LF700M



COMENDA 200612

**3248014 INLET HOSE**  
internal  $\varnothing$  60 mm  
overall length 310 mm



COMENDA H29532

**3248015 PUMP OUTLET HOSE**  
internal  $\varnothing$  50 mm



COMENDA H25227

**3450055 INLET HOSE**  
internal  $\varnothing$  63 and 60 mm  
length 270 mm  
for Dishwasher hood type (COMENDA) C34  
for Dishwasher pull-through (COMENDA) AC182



COMENDA 200359

**3248118 INLET HOSE FOR RINSE PUMP**



COMENDA 201017



Suitable for:

# COMENDA



**3248199 INLET SLEEVE  $\varnothing$  60/63 mm**  
 for Dishwasher conveyor type (COMENDA) NE3001  
 NE4001 - NE5501 - NE7501 - NE9001  
 for Dishwasher pull-through (COMENDA) ACR145  
 ACR205 - ACR225 - ACR245 - ACR260 - ACR265  
 ACR305 - ACS101 - ACS122 - ACS151 - ACS152  
 ACS181 - ACS182 - ACS201 - ACS202 - ACS241  
 ACS242 - ACS91 - AC105 - AC120 - AC122 - AC135  
 AC150 - AC151 - AC152 - AC170 - AC181 - AC182  
 AC200 - AC201 - AC202 - AC241 - AC242 - AC95  
 LVP1001 - LVP1501 - LV1001 - LV1501



COMENDA 200767

COMENDA 201061

**3248006 OUTLET HOSE**  
 internal  $\varnothing$  38 mm and 45 mm  
 overall length 320 mm  
 for Dishwasher (COMENDA) F2 - F45



COMENDA 200389

**3248075 OUTLET HOSE**  
 internal  $\varnothing$  50 mm 47 mm and 36 mm  
 for Dishwasher hood type (COMENDA) C155 - C165  
 C95



COMENDA 200768

**3248074 INLET HOSE**  
 internal  $\varnothing$  60 e 60 mm  
 length 180 mm  
 for Dishwasher hood type (COMENDA) C155 - C165  
 C95



COMENDA 200769

**3248137 OUTLET HOSE**  
 internal  $\varnothing$  25 e 14 mm - length 620 mm



COMENDA 200759

**3248001 PUMP INLET HOSE**  
 internal  $\varnothing$  30 mm  
 for Glasswasher/Cupwasher (COMENDA) B10 - B11  
 B12 - B23



COMENDA 200719

**3248073 PUMP INLET HOSE**  
 internal  $\varnothing$  43 mm and 37 mm  
 for Dishwasher (COMENDA) FC53 - FC533 - FC54  
 FC543 - FC544



COMENDA 200787

**3450058 PUMP OUTLET HOSE**  
 internal  $\varnothing$  45/38 mm  
 length 370 mm  
 for Dishwasher hood type (COMENDA) C70 - C75  
 LP360



COMENDA 200755



Suitable for:

**3248200 SLEEVE FOR BOILER/AIR CHAMBER**  
 internal  $\varnothing$  26 mm  
 for Dishwasher (COMENDA) LF322  
 for Dishwasher hood type (COMENDA) C1000E - C1300E  
 LC1200 - LC700 - LC900  
 for Pan/utensilwashing machines (COMENDA) GE50  
 GE60 - GE65



COMENDA 201070

Suitable for:

**5033611 SUCTION HOSE DRAIN PUMP**  
 internal  $\varnothing$  29 mm  
 for DISHWASHER COMENDA BHC25-BHC30-BHC433-LF700  
 LB200-LB215-LB260-LB275-LF321-LF322-LF324-LF325  
 for DISHWASHER HOONVED C43-C46



COMENDA 201066

**3248198 WASH OUTLET SLEEVE**  
 external  $\varnothing$  65 mm - internal  $\varnothing$  52 mm  
 for Dishwasher pull-through (COMENDA) AC105  
 AC122 - AC135 - AC151 - AC152 - AC181 - AC182  
 AC201 - AC202 - AC241 - AC242 - AC95  
 for Pan/utensilwashing machines (COMENDA) GE100  
 GE115 - GE60 - GE65 - GE80



COMENDA 201004

## Vibration insulators for motors

**5012181 SHOCK ABSORBER FOR PUMP SE/1**  
 rubber  $\varnothing$  40 mm height 41 mm  
 threads MA8x22 mm



COMENDA 441104

## Wash and rinse arms for warewashers

**3743737 ARM ASSEMBLY W.R.I.S. 75x525mm**  
 for Dishwasher (COMENDA) FC3 - FC4  
 for Dishwasher hood type (COMENDA) LC411M



COMENDA 420578

**5051899 CAP ASSY FOR ARM WRIS**



COMENDA 161404

COMENDA 161405

COMENDA 621034/R



Suitable for:

**5028210 PIN FOR RINSE ARM FC2006**  
for mod.AP-E/FC



COMENDA 342790

**3243052 ARM ASSEMBLY 490 mm**  
for Dishwasher pull-through (COMENDA) - Series SE



COMENDA 430136

**3243079 RINSE JET**  
for Dishwasher conveyor type (COMENDA) - Series N  
for Dishwasher pull-through (COMENDA) - Series S  
Series SE



COMENDA 380325

**3743735 CAP FOR WASH ARM**  
for Dishwasher conveyor type (COMENDA) NE - NG  
NL



COMENDA 160780

# COMENDA



Suitable for:

**5034768 RING NUT FOR RINSING ARM M10**



COMENDA 280419

**3243091 GASKET FOR ARM**  
for Dishwasher conveyor type (COMENDA) - Series N  
for Dishwasher pull-through (COMENDA) - Series S  
Series SE



COMENDA 200480

**3743736 GASKET FOR MANIFOLD CAP**  
for Dishwasher conveyor type (COMENDA) NE - NG  
NL



COMENDA 200936

COMENDA 200959



Suitable for:

## 3743746 CAP FOR WASH MANIFOLD

for Dishwasher pull-through (COMENDA) ACL100  
 ACL150 - ACRS145 - ACRS205 - ACRS225 - ACRS245  
 ACRS260 - ACRS265 - ACRS305 - ACR145 - ACR205  
 ACR225 - ACR245 - ACR260 - ACR265 - ACR305  
 ACS101 - ACS122 - ACS151 - ACS152 - ACS161  
 ACS162 - ACS181 - ACS182 - ACS201 - ACS202  
 ACS241 - ACS242 - ACS91 - AC122 - AC151  
 AC152 - AC181 - AC182 - AC201 - AC202 - AC242  
 AC251



COMENDA 160781

Suitable for:

## 5012243 GASKET ORM 0240-40 EPDM

for manifold caps  
 for Dishwasher pull-through (COMENDA) - Series AC



COMENDA 200933

## 3243825 COMPLETE RINSE ARM ASSEMBLY 500 mm

for Dishwasher (COMENDA) FC53 - FC533 - FC54  
 FC543 - FC544



COMENDA 430325

COMENDA 430332

## 3186448 GASKET ORM 0070-10 EPDM

for Dishwasher (COMENDA) FC53 - FC533 - FC534  
 FC54 - FC544



COMENDA 200850

## 3243826 SPINDLE FOR RINSE ARM ASSEMBLY



COMENDA 342706

## 3243816 COMPLETE WASH ARM ASSEMBLY 505 mm

complete with hub, nut and bushings  
 for Dishwasher (COMENDA) FC53 - FC533 - FC54  
 FC543 - FC544



COMENDA 420548

## 3243828 BUSHING FOR RINSE ARM ASSEMBLY



COMENDA 190663

## 3243827 RING NUT FOR RINSE ARM ASSEMBLY



COMENDA 280413

## 3243818 BOSS LOCKING NUT

for Dishwasher (COMENDA) FC53 - FC533 - FC54  
 FC543 - FC544



COMENDA 191070



Suitable for:

**3243062 RINSE ARM ASSEMBLY BUSHING**

for Dishwasher (COMENDA) FC53 - FC533 - FC54  
FC543 - FC544 - F20 - F45 - F55 - F65 - F80  
for Dishwasher hood type (COMENDA) C30 - C33 - C34  
C70 - C75 - C85 - LP360  
for Glasswasher/Cupwasher (COMENDA) B13T - B14T  
B15T - B15TM - B16T - B16TM - B18T - B18TM  
B19T - B19TM



COMENDA 190617

# COMENDA



Suitable for:

**3243817 WASH ARM ASSEMBLY BOSS**

for Dishwasher (COMENDA) FC53 - FC533 - FC54  
FC543 - FC544



COMENDA 191069

**3243822 COMPLETE WASH ARM ASSEMBLY 530 mm**

complete with hub and ring nut  
for Dishwasher hood type (COMENDA)  
since 1/01/98  
LC380



COMENDA 420553

COMENDA 420554

COMENDA 420572R

**3243047 COMPLETE WASH/RINSE ARM ASSEMBLY 410 mm**

for Dishwasher (COMENDA) F20  
for Glasswasher/Cupwasher (COMENDA) B13T - B14T  
B15T - B15TM - B16T - B16TM - B18T - B18TM  
B19T - B19TM



COMENDA 420516

**3243066 BLANK RINSE JET**

for Dishwasher (COMENDA) F20 - F45 - F55 - F65  
F80  
for Dishwasher hood type (COMENDA) C140 - C30  
C33 - C34 - C70 - LC380 - LP360  
for Glasswasher/Cupwasher (COMENDA) B13T - B14T  
B15T - B15TM - B16T - B16TM - B18T - B18TM  
B19T - B19TM



COMENDA 170930

**3243065 BLANK WASH JET**

for Dishwasher (COMENDA) F20 - F45 - F55 - F65  
F80  
for Dishwasher hood type (COMENDA) C140 - C30  
C33 - C34 - C70 - LC380 - LP360  
for Glasswasher/Cupwasher (COMENDA) B13T - B14T  
B15T - B15TM - B16T - B16TM - B18T - B18TM  
B19T - B19TM



COMENDA 170928

**3243063 CENTER WASH JET**

for Dishwasher (COMENDA) F20 - F45 - F55 - F65  
F80  
for Dishwasher hood type (COMENDA) C140 - C30  
C33 - C34 - C70 - C75 - LP360  
for Glasswasher/Cupwasher (COMENDA) B13T - B14T  
B15T - B15TM - B16T - B16TM - B18T - B18TM  
B19T - B19TM



COMENDA 170927



Suitable for:

**3743852 COMPLETE LH WASH JET**



COMENDA 170916

COMENDA 180213

**3743732 LOCKING SPRING F/ARM ASS.FASTEN.SCREW**  
for Pan/utensilwashing machines (COMENDA) GE125  
GE75 - G115L - G125L - G50LM - G65L - G75L



COMENDA 450219

**1186352 O-RING 02050 EPDM**



COMENDA 200824

COMENDA 200843

**3243008 RINSE ARM END CAP**  
for Dishwasher hood type (COMENDA) C140 - C33  
C34  
for Pan/utensilwashing machines (COMENDA) G50



COMENDA 160718

**3243006 WASH ARM END CAP**  
for Dishwasher hood type (COMENDA) C140 - C33  
C34  
for Pan/utensilwashing machines (COMENDA) G50L



COMENDA 160719

# COMENDA



Suitable for:

**3743866 COMPLETE RINSE JET**



COMENDA 170704

COMENDA 170911

**3243009 O-RING GASKET 0106 EPDM**  
for Dishwasher conveyor type (COMENDA)  
Series N  
for Dishwasher hood type (COMENDA)  
C140 - C33 - C34  
for Dishwasher pull-through (COMENDA)  
Series S - Series SE  
for Pan/utensilwashing machines (COMENDA)  
G50



COMENDA 200818

**3743863 RH COMPLETE WASH JET**



COMENDA 170915

COMENDA 180213

**3243013 WASH ARM ASSEMBLY LOCKING NUT**  
for Dishwasher (COMENDA) F2 - F3 - F300  
for Dishwasher hood type (COMENDA) C140 - C155  
C165 - C30 - C33 - C34 - C95  
for Glasswasher/Cupwasher (COMENDA) - Series BC  
B15ET  
for Pan/utensilwashing machines (COMENDA) G50



COMENDA 261009

**3243089 WASH/RINSE ARM ASSEMBLY BOSS**



COMENDA 191022



Suitable for:

# COMENDA




**3243048 COMPLETE WASH/RINSE ARM ASSEMBLY 500 mm**  
 in plastic  
 for Dishwasher (COMENDA) F45 - F55 - F65 - F80  
 LF315 - LF320 - LF321 - LF323 - LF350  
 for Dishwasher hood type (COMENDA) LP360



COMENDA 420515

COMENDA 420526

**3243895 BUSHING FOR WASH ARM ASSEMBLY**  
 for Dishwasher (COMENDA) F20 - F45 - F55 - F65  
 F80  
 for Dishwasher hood type (COMENDA) LP360  
 for Glasswasher/Cupwasher (COMENDA) BC25 - BC30  
 B15T



COMENDA 190624

COMENDA 190649

**3186013 O-RING GASKET 06187 EPDM  $\varnothing$  58 mm**



COMENDA 200820

**1186304 O-RING 0112 EPDM**



COMENDA 200810

COMENDA 200845

Suitable for:

**3243066 BLANK RINSE JET**  
 for Dishwasher (COMENDA) F20 - F45 - F55 - F65  
 F80  
 for Dishwasher hood type (COMENDA) C140 - C30  
 C33 - C34 - C70 - LC380 - LP360  
 for Glasswasher/Cupwasher (COMENDA) B13T - B14T  
 B15T - B15TM - B16T - B16TM - B18T - B18TM  
 B19T - B19TM



COMENDA 170930

**3243933 LONG BUSHING**  
 internal  $\varnothing$  12x24 mm



COMENDA 190645

**3243069 O-RING OR 02068 EPDM**  
 for Dishwasher (COMENDA) F20 - F45 - F50 - F55  
 F65 - F80  
 for Dishwasher hood type (COMENDA) LP360  
 for Glasswasher/Cupwasher (COMENDA) BC15 - B15T



COMENDA 200812

**1186803 O-RING 02037 EPDM**  
 for Dishwasher (COMENDA)  
 F20 - F45 - F50 - F55 - F65 - F80  
 for Dishwasher hood type (COMENDA)  
 LP360  
 for Glasswasher/Cupwasher (COMENDA)  
 B10 - B15 - B15T - B20



COMENDA 200844



Suitable for:

**1186352 O-RING 02050 EPDM**



COMENDA 200824

COMENDA 200843


**3243074 RINSE JET**

for Dishwasher (COMENDA) F20 - F45 - F55 - F65  
F80  
for Dishwasher hood type (COMENDA) LP360  
for Glasswasher/Cupwasher (COMENDA) BC25 - BC30  
B10T - B11T - B12T - B13T - B14T - B15T  
B15TM - B16T - B16TM - B18T - B18TM - B19T  
B19TM



COMENDA 170946

**3243820 UPPER WASH ARM ASSEMBLY SUPPORT**



COMENDA 190215

**3243068 WASH ARM END CAP**

for Dishwasher (COMENDA) F20 - F45 - F55 - F65  
F80  
for Dishwasher hood type (COMENDA) LP360  
for Glasswasher/Cupwasher (COMENDA) B13T - B14T  
B15T - B15TM - B16T - B16TM - B18T - B18TM  
B19T - B19TM



COMENDA 160736

## COMENDA



Suitable for:

**3243070**

**RINSE ARM END CAP**

for Dishwasher (COMENDA) F20 - F45 - F55 - F65  
F80  
for Dishwasher hood type (COMENDA) LP360  
for Glasswasher/Cupwasher (COMENDA) B10T - B11T  
B12T - B13T - B14T - B15T - B16T - B18T - B19T



COMENDA 160734

**3243284 UPPER RINSE ARM ASSEMBLY SUPPORT**

for Dishwasher (COMENDA) F300 - F45 - F55 - F65  
F80 - LF280 - LF315 - LF320 - LF323



COMENDA 190205

**3243013 WASH ARM ASSEMBLY LOCKING NUT**

for Dishwasher (COMENDA) F2 - F3 - F300  
for Dishwasher hood type (COMENDA) C140 - C155  
C165 - C30 - C33 - C34 - C95  
for Glasswasher/Cupwasher (COMENDA) - Series BC  
B15ET  
for Pan/utensilwashing machines (COMENDA) G50



COMENDA 261009

**3243286 WASH JET**

for Dishwasher (COMENDA) F20  
for Glasswasher/Cupwasher (COMENDA) BC25 - BC30  
BHC30 - BHC433 - B13T - B14T - B15T - B16T  
B18T - B19T - FC43 - LBC210 - LBC215 - LBC275  
LB200 - LB215 - LB260 - LB275




COMENDA 170956



Suitable for:

**3243926 WASH SUPPORT FASTENING SCREW**



COMENDA 261005

# COMENDA

Suitable for:



**3243928 LOCKING NUT 1"**



COMENDA 270106

**3243454 LONG WASH ARM 280 mm**  
for Dishwasher pull-through (COMENDA) S90



COMENDA 170611

**3243456 WASH JET FOR LONG ARM**  
for Dishwasher pull-through (COMENDA) S90



COMENDA 170909

**3243467 RING NUT FOR ARM ASSEMBLY**  
for Pan/utensilwashing machines (COMENDA) G115  
G65



COMENDA 510284

**3743216 RINSE ARM**  
for Dishwasher hood type (COMENDA) LC1200 - LC700  
LC900




COMENDA 430343

**3243458 WASH ARM END CAP**  
for Dishwasher pull-through (COMENDA) S90



COMENDA 160724

**5038111 RING NUT RINSE ARM ASSEMBLY RH**



COMENDA H34998

**3186448 GASKET ORM 0070-10 EPDM**  
for Dishwasher (COMENDA) FC53 - FC533 - FC534  
FC54 - FC544



COMENDA 200850



Suitable for:

**5022092 RINSE ARM**  
length 615 mm  
for Dishwasher (COMENDA) - Series NL  
for Dishwasher conveyor type (COMENDA) - Series NE



COMENDA 430214

**3243276 RINSE ARM ASSEMBLY**  
for Dishwasher hood type (COMENDA) C1000E - C1300E  
C155 - C165 - C166 - C95



COMENDA 430316

**3243270 GASKET ORM 0060-30 EPDM**  
for Dishwasher hood type (COMENDA) - Series C



COMENDA 200854

**3743732 LOCKING SPRING F/ARM ASS.FASTEN.SCREW**  
for Pan/utensilwashing machines (COMENDA) GE125  
GE75 - G115L - G125L - G50LM - G65L - G75L



COMENDA 450219

**3243269 RINSE JET**  
for Dishwasher hood type (COMENDA) - Series C



COMENDA 380314


Suitable for:

**5019526 RINSE ARM AC151-AC242**  
length 526 mm



COMENDA 430185

**3250040 ARM ASSEMBLY SCREW FASTENING SPRING**



COMENDA 450218

**3243285 LOCKING NUT FOR WASH ARM ASSEMBLY**  
for Dishwasher hood type (COMENDA) C33 - C34  
LC380



COMENDA 280409

**3243268 RINSE ARM ASSEMBLY BUSHING**  
for Dishwasher hood type (COMENDA) C155 - C165  
C95



COMENDA 190641

**3243013 WASH ARM ASSEMBLY LOCKING NUT**  
for Dishwasher (COMENDA) F2 - F3 - F300  
for Dishwasher hood type (COMENDA) C140 - C155  
C165 - C30 - C33 - C34 - C95  
for Glasswasher/Cupwasher (COMENDA) - Series BC  
B15ET  
for Pan/utensilwashing machines (COMENDA) G50



COMENDA 261009



Suitable for:

# COMENDA



Suitable for:

**5052324 RINSE ARM ASSEMBLY 498 mm**  
for Dishwasher (COMENDA) LFD32 - LF322 - LF324  
LF325 - LF700M



COMENDA 430347

**3243049 RINSE ARM ASSEMBLY 500 mm**  
for Dishwasher hood type (COMENDA) C140 - C33  
C34 - LC380 - LC400



COMENDA 430308

**3743866 COMPLETE RINSE JET**



COMENDA 170704

**3243083 RINSE ARM ASSEMBLY BOSS**  
for Dishwasher hood type (COMENDA) C140 - C33  
C34 - LC380 - LC400



COMENDA 191030

**3243066 BLANK RINSE JET**  
for Dishwasher (COMENDA) F20 - F45 - F55 - F65  
F80  
for Dishwasher hood type (COMENDA) C140 - C30  
C33 - C34 - C70 - LC380 - LP360  
for Glasswasher/Cupwasher (COMENDA) B13T - B14T  
B15T - B15TM - B16T - B16TM - B18T - B18TM  
B19T - B19TM



COMENDA 170930

**3243009 O-RING GASKET 0106 EPDM**  
for Dishwasher conveyor type (COMENDA)  
Series N  
for Dishwasher hood type (COMENDA)  
C140 - C33 - C34  
for Dishwasher pull-through (COMENDA)  
Series S - Series SE  
for Pan/utensilwashing machines (COMENDA)  
G50



COMENDA 200818

**3243062 RINSE ARM ASSEMBLY BUSHING**  
for Dishwasher (COMENDA) FC53 - FC533 - FC54  
FC543 - FC544 - F20 - F45 - F55 - F65 - F80  
for Dishwasher hood type (COMENDA) C30 - C33 - C34  
C70 - C75 - C85 - LP360  
for Glasswasher/Cupwasher (COMENDA) B13T - B14T  
B15T - B15TM - B16T - B16TM - B18T - B18TM  
B19T - B19TM



COMENDA 190617





Suitable for:

**3243008 RINSE ARM END CAP**  
for Dishwasher hood type (COMENDA) C140 - C33  
C34  
for Pan/utensilwashing machines (COMENDA) G50



COMENDA 160718

# COMENDA



Suitable for:

**3743738 RINSE ARM WITH COUPLING**  
for Dishwasher conveyor type (COMENDA) NE3001  
NE4001 - NE5501 - NE7501 - NE9001  
for Dishwasher pull-through (COMENDA) ACRS145  
ACRS205 - ACRS225 - ACRS245 - ACRS260  
ACRS265 - ACRS305 - AC101 - AC122 - AC151  
AC152 - AC181 - AC182 - AC201 - AC202 - AC241  
AC242 - AC91



COMENDA 430134

**3243224 UPPER WASH ARM**  
for Glasswasher/Cupwasher (COMENDA) B10T



COMENDA 170618

**3243228 WASH JET**



COMENDA 170924

**3243273 WASH AND RINSE ARM ASSEMBLY**  
for Dishwasher (COMENDA) F20  
for Glasswasher/Cupwasher (COMENDA) BC25 - BC25A  
BC30 - BC30A - B15T




COMENDA 420531

**3186181 O-RING 03068 EPDM**  
for Glasswasher/Cupwasher (COMENDA) - Series B



COMENDA 200819

**3243895 BUSHING FOR WASH ARM ASSEMBLY**  
for Dishwasher (COMENDA) F20 - F45 - F55 - F65  
F80  
for Dishwasher hood type (COMENDA) LP360  
for Glasswasher/Cupwasher (COMENDA) BC25 - BC30  
B15T



COMENDA 190624

COMENDA 190649



Suitable for:

**3243069 O-RING OR 02068 EPDM**  
for Dishwasher (COMENDA) F20 - F45 - F50 - F55  
F65 - F80  
for Dishwasher hood type (COMENDA) LP360  
for Glasswasher/Cupwasher (COMENDA) BC15 - B15T



COMENDA 200812

**1186803 O-RING 02037 EPDM**  
for Dishwasher (COMENDA)  
F20 - F45 - F50 - F55 - F65 - F80  
for Dishwasher hood type (COMENDA)  
LP360  
for Glasswasher/Cupwasher (COMENDA)  
B10 - B15 - B15T - B20



COMENDA 200844

**3243070 RINSE ARM END CAP**  
for Dishwasher (COMENDA) F20 - F45 - F55 - F65  
F80  
for Dishwasher hood type (COMENDA) LP360  
for Glasswasher/Cupwasher (COMENDA) B10T - B11T  
B12T - B13T - B14T - B15T - B16T - B18T - B19T



COMENDA 160734

**3243068 WASH ARM END CAP**  
for Dishwasher (COMENDA) F20 - F45 - F55 - F65  
F80  
for Dishwasher hood type (COMENDA) LP360  
for Glasswasher/Cupwasher (COMENDA) B13T - B14T  
B15T - B15TM - B16T - B16TM - B18T - B18TM  
B19T - B19TM



COMENDA 160736

# COMENDA



Suitable for:

**1186304 O-RING 0112 EPDM**



COMENDA 200810

COMENDA 200845

**1186352 O-RING 02050 EPDM**



COMENDA 200824

COMENDA 200843

**3243074 RINSE JET**  
for Dishwasher (COMENDA) F20 - F45 - F55 - F65  
F80  
for Dishwasher hood type (COMENDA) LP360  
for Glasswasher/Cupwasher (COMENDA) BC25 - BC30  
B10T - B11T - B12T - B13T - B14T - B15T  
B15TM - B16T - B16TM - B18T - B18TM - B19T  
B19TM



COMENDA 170946

**3243286 WASH JET**  
for Dishwasher (COMENDA) F20  
for Glasswasher/Cupwasher (COMENDA) BC25 - BC30  
BHC30 - BHC433 - B13T - B14T - B15T - B16T  
B18T - B19T - FC43 - LBC210 - LBC215 - LBC275  
LB200 - LB215 - LB260 - LB275



COMENDA 170956



Suitable for:

**3243468 WASH AND RINSE ARM ASSEMBLY 410x410 mm**  
for Glasswasher/Cupwasher (COMENDA) BC25 - BC30  
B15TM



COMENDA 420533

COMENDA 420551

**3743732 LOCKING SPRING F/ARM ASS.FASTEN.SCREW**  
for Pan/utensilwashing machines (COMENDA) GE125  
GE75 - G115L - G125L - G50LM - G65L - G75L



COMENDA 450219

**1186304 O-RING 0112 EPDM**



COMENDA 200810

COMENDA 200845

**1186352 O-RING 02050 EPDM**



COMENDA 200824

COMENDA 200843

Suitable for:

**3243895 BUSHING FOR WASH ARM ASSEMBLY**  
for Dishwasher (COMENDA) F20 - F45 - F55 - F65  
F80  
for Dishwasher hood type (COMENDA) LP360  
for Glasswasher/Cupwasher (COMENDA) BC25 - BC30  
B15T



COMENDA 190624

COMENDA 190649

**3243069 O-RING OR 02068 EPDM**  
for Dishwasher (COMENDA) F20 - F45 - F50 - F55  
F65 - F80  
for Dishwasher hood type (COMENDA) LP360  
for Glasswasher/Cupwasher (COMENDA) BC15 - B15T



COMENDA 200812

**1186803 O-RING 02037 EPDM**  
for Dishwasher (COMENDA)  
F20 - F45 - F50 - F55 - F65 - F80  
for Dishwasher hood type (COMENDA)  
LP360  
for Glasswasher/Cupwasher (COMENDA)  
B10 - B15 - B15T - B20



COMENDA 200844

**3243070 RINSE ARM END CAP**  
for Dishwasher (COMENDA) F20 - F45 - F55 - F65  
F80  
for Dishwasher hood type (COMENDA) LP360  
for Glasswasher/Cupwasher (COMENDA) B10T - B11T  
B12T - B13T - B14T - B15T - B16T - B18T - B19T



COMENDA 160734



Suitable for:

**3243074 RINSE JET**

for Dishwasher (COMENDA) F20 - F45 - F55 - F65 - F80  
for Dishwasher hood type (COMENDA) LP360  
for Glasswasher/Cupwasher (COMENDA) BC25 - BC30  
B10T - B11T - B12T - B13T - B14T - B15T  
B15TM - B16T - B16TM - B18T - B18TM - B19T  
B19TM



COMENDA 170946

**3243068 WASH ARM END CAP**

for Dishwasher (COMENDA) F20 - F45 - F55 - F65 - F80  
for Dishwasher hood type (COMENDA) LP360  
for Glasswasher/Cupwasher (COMENDA) B13T - B14T  
B15T - B15TM - B16T - B16TM - B18T - B18TM  
B19T - B19TM



COMENDA 160736

**3243274 WASH ARM ASSEMBLY**

for Dishwasher hood type (COMENDA) C1300E - C155  
C165 - C166



COMENDA 420535

**3243267 WASH ARM ASSEMBLY BUSHING**



COMENDA 190636

# COMENDA



Suitable for:

**3243013 WASH ARM ASSEMBLY LOCKING NUT**

for Dishwasher (COMENDA) F2 - F3 - F300  
for Dishwasher hood type (COMENDA) C140 - C155  
C165 - C30 - C33 - C34 - C95  
for Glasswasher/Cupwasher (COMENDA) - Series BC  
B15ET  
for Pan/utensilwashing machines (COMENDA) G50



COMENDA 261009

**3243286 WASH JET**

for Dishwasher (COMENDA) F20  
for Glasswasher/Cupwasher (COMENDA) BC25 - BC30  
BHC30 - BHC433 - B13T - B14T - B15T - B16T  
B18T - B19T - FC43 - LBC210 - LBC215 - LBC275  
LB200 - LB215 - LB260 - LB275



COMENDA 170956

**3786039 GASKET OR  $\varnothing$  20.78x16.36x2.21 mm**



COMENDA 200813

**3243265 WASH ARM ASSEMBLY END CAP**

for Dishwasher hood type (COMENDA) - Series C



COMENDA 160768

Suitable for:

**3243275 WASH ARM ASSEMBLY**  
for Dishwasher hood type (COMENDA) C1000E - C95



COMENDA 420540

**3243267 WASH ARM ASSEMBLY BUSHING**



COMENDA 190636

**3243045 WASH ARM ASSEMBLY 500 mm**  
for Dishwasher hood type (COMENDA) C33 - C34  
LC380



COMENDA 420511

**3243063 CENTER WASH JET**  
for Dishwasher (COMENDA) F20 - F45 - F55 - F65  
F80  
for Dishwasher hood type (COMENDA) C140 - C30  
C33 - C34 - C70 - C75 - LP360  
for Glasswasher/Cupwasher (COMENDA) B13T - B14T  
B15T - B15TM - B16T - B16TM - B18T - B18TM  
B19T - B19TM



COMENDA 170927

Suitable for:

**3243266 O-RING 02081 EPDM**



COMENDA 200849

**3243265 WASH ARM ASSEMBLY END CAP**  
for Dishwasher hood type (COMENDA) - Series C



COMENDA 160768

**3243065 BLANK WASH JET**  
for Dishwasher (COMENDA) F20 - F45 - F55 - F65  
F80  
for Dishwasher hood type (COMENDA) C140 - C30  
C33 - C34 - C70 - LC380 - LP360  
for Glasswasher/Cupwasher (COMENDA) B13T - B14T  
B15T - B15TM - B16T - B16TM - B18T - B18TM  
B19T - B19TM



COMENDA 170928

**3243809 COUPLING 12x1/2"**  
for Dishwasher hood type (COMENDA) C140 - C33  
C34 - LC380



COMENDA 290217



Suitable for:

**3243282 FITTING RINSE INTERNAL  $\varnothing$  3/8"-1/4"**  
for Dishwasher hood type (COMENDA) C155 - C165  
C166 - C95 - LC380 - LC400



COMENDA 280118

**3243285 LOCKING NUT FOR WASH ARM ASSEMBLY**  
for Dishwasher hood type (COMENDA) C33 - C34  
LC380



COMENDA 280409

**3243929 NYLON CABLE STOPPER 1/2"**



COMENDA 150811

**3186181 O-RING 03068 EPDM**  
for Glasswasher/Cupwasher (COMENDA) - Series B



COMENDA 200819

**3243061 WASH ARM ASSEMBLY BUSHING**  
for Dishwasher hood type (COMENDA) C140 - C33  
C34 - LC380 - LC400



COMENDA 190621

# COMENDA



Suitable for:

**3786040 GASKET FLAT NEOPRENE  $\varnothing$  50x36x4 mm**  
for water outlet  
for Dishwasher hood type (COMENDA) LC380 - LC380BT  
LC400



COMENDA 200482

**3243055 NICKEL-PLATED WASH ARM ASSEMBLY SUPPORT**  
for Dishwasher hood type (COMENDA) C33 - C34  
LC380



COMENDA 510238


**1186352 O-RING 02050 EPDM**



COMENDA 200824

COMENDA 200843

**3243082 WASH ARM ASSEMBLY BOSS**  
for Dishwasher hood type (COMENDA) C140 - C33  
C34 - LC380 - LC400



COMENDA 191027

**3243067 WASH ARM ASSEMBLY SPINDLE**  
for Dishwasher hood type (COMENDA) C140 - C33  
C34  
for Pan/utensilwashing machines (COMENDA) G50



COMENDA 340499



Suitable for:

**3243006 WASH ARM END CAP**  
for Dishwasher hood type (COMENDA) C140 - C33  
C34  
for Pan/utensilwashing machines (COMENDA) G50L



COMENDA 160719

# COMENDA



Suitable for:

**3243077 WASH ARM END CAP**  
for Dishwasher conveyor type (COMENDA) - Series N  
for Dishwasher pull-through (COMENDA) - Series S  
Series SE



COMENDA 160754

**3243221 WASH ARM END CAP**  
for Glasswasher/Cupwasher (COMENDA) - Series B



COMENDA 160710

**3743208 WASH ARM FC "HR"**



COMENDA 420550

**3243466 WASHER FOR WASH ARM ASSEMBLY**  
for Pan/utensilwashing machines (COMENDA) G115  
G65



COMENDA 160820

## Wash jets and accessories

**3743869 COMPLETE JET FOR RINSE ARM**



COMENDA 170954

COMENDA 180213

**3743868 COMPLETE RINSE JET**  
for Dishwasher hood type (COMENDA) C100 - LC900



COMENDA 170963

COMENDA 450236

**3743865 LH COMPLETE CLAMP JET**



COMENDA 170918

COMENDA 180213



Suitable for:

# COMENDA



**5014140 NOZZLE NEBULISER  $\varnothing$  1/8"**



COMENDA 380317

Suitable for:

**1186411 O-RING 02031 EPDM**  
for Dishwasher pull-through (COMENDA)  
ACL100 - Series SE



COMENDA 200809

COMENDA 200871

**3743864 RH COMPLETE CLAMP JET**



COMENDA 170917

COMENDA 180213

**3243080 RINSE JET**  
for Glasswasher/Cupwasher (COMENDA) B13T - B14T  
B15T - B16T - B18T - B19T



COMENDA 380309

**3501028 RINSE JET  $\varnothing$  10 mm**



COMENDA 380402

**3743853 RINSE JET CENTRAL COMPLETE**



COMENDA 170929

COMENDA 187929

**3501190 SNAP-IN RINSE JET**  
for rinse arm assembly first versions  
for Dishwasher (COMENDA) FC53 - FC533 - FC54  
FC543 - FC544



COMENDA 170958


**1186304 O-RING 0112 EPDM**



COMENDA 200810

COMENDA 200845

**3243925 STAINLESS STEEL NOZZLE 1/8"**  
for Dishwasher pull-through (COMENDA) - Series AC




COMENDA 380323



Suitable for:

**3501191 STAINLESS STEEL RINSE JET**  
 thread 10 mm  
 for Pan/utensilwashing machines (COMENDA) G100L  
 G115L - G125L - G65L - G75L



COMENDA 380333

Suitable for:

**1186411 O-RING 02031 EPDM**  
 for Dishwasher pull-through (COMENDA)  
 ACL100 - Series SE



COMENDA 200809

COMENDA 200871

**3501189 STAINLESS STEEL RINSE NOZZLE**  
 thread 10 mm  
 for Dishwasher pull-through (COMENDA) LAV1000



COMENDA 380324

**1186411 O-RING 02031 EPDM**  
 for Dishwasher pull-through (COMENDA)  
 ACL100 - Series SE



COMENDA 200809

COMENDA 200871

**3243072 WASH JET**  
 for Dishwasher (COMENDA) F45 - F55 - F65 - F80  
 for Dishwasher hood type (COMENDA) LP360



COMENDA 170947

**3243452 WASH JET**  
 for Dishwasher conveyor type (COMENDA) - Series N  
 for Dishwasher pull-through (COMENDA) - Series SE



COMENDA 170910

**3243453 WASH JET COUNTER FLANGE**  
 for Dishwasher conveyor type (COMENDA) - Series N  
 for Dishwasher pull-through (COMENDA) - Series SE



COMENDA 180211

**3743851 WASH JET COMPLETE**



COMENDA 170908

COMENDA 190618

**3243457 WASH JET FOR SHORT ARM**  
 for Dishwasher pull-through (COMENDA) S90



COMENDA 170921



Suitable for:


# COMENDA



Suitable for:

## Washing baskets and accessories

**3055030 ALL-PURPOSE RACK 500x500x100 mm**  
in plastic  
useful internal height when stacked 75 mm



COMENDA CB

COMENDA 660702

**3055031 ALL-PURPOSE RACK 500x500x130 mm**  
in plastic  
useful internal height when stacked 100 mm



COMENDA CBR/1

COMENDA 660217

**3055032 ALL-PURPOSE RACK 500x500x180 mm**  
in plastic  
useful internal height when stacked 150 mm



COMENDA CBR/2

COMENDA 660218

**3055054 CUTLERY INSERT RACK 105x105x131 mm**  
plastic



COMENDA G

COMENDA 660503

**3055078 CUTLERY INSERT RACK 130x55x100 mm**  
with 2 compartments in moplen



COMENDA 660519

**3055063 CUTLERY RACK 400x400x110 mm**  
in plastic  
h 110 mm



COMENDA 660712

**3055055 CUTLERY RACK 500x250x131 mm**  
of plastic



COMENDA CP/8

COMENDA 660508


**3055052 CUTLERY RACK 500x500x105 mm**  
for 60-80 CUTLERY items  
in plastic



COMENDA CP

COMENDA 660504

**3055064 DINNER PLATE RACK 400x400x110 mm**  
in plastic



COMENDA 660713

**3055058 GLASS RACK  $\varnothing$  380x160 mm**  
upper  $\varnothing$  380 mm  
lower  $\varnothing$  365 mm  
height 160 mm  
in plastic



COMENDA 660703



Suitable for:

**3055065 GLASS RACK 400x400x135 mm**  
 plastic part height 110 mm  
 with plastic covered compartment divider - metal



COMENDA 660714

Suitable for:

**3055043 GLASS RACK 500x500x130 mm m**  
 for 36 glasses ø 74 mm  
 made of plastic  
 glass max. height 100 mm  
 useful internal height when stacked 65 mm



COMENDA B136

COMENDA 660213

**3055036 GLASS RACK 500x500x180 mm**  
 for 16 glasses ø 110 mm  
 in plastic  
 glass height max 150 mm  
 useful internal height when stacked 115 mm



COMENDA B216

COMENDA 660510

**3055040 GLASS RACK 500x500x180 mm m**  
 for 25 glasses ø 85 mm  
 in plastic  
 glass height max 150 mm  
 useful internal height when stacked 115 mm



COMENDA B225

COMENDA 660210

**3055044 GLASS RACK 500x500x180 mm m**  
 for 36 glasses ø 74 mm  
 in plastic  
 glass height max 150 mm  
 useful internal height when stacked 115 mm



COMENDA B236

COMENDA 660214


**3055037 GLASS RACK 500x500x230 mm**  
 for 16 glasses ø 110 mm  
 in plastic  
 glass height max 200 mm  
 useful internal height when stacked 165 mm



COMENDA B316

COMENDA 660511

**3055041 GLASS RACK 500x500x230 mm**  
 for 25 glasses ø 85 mm  
 in plastic  
 glass height max 200 mm  
 useful internal height when stacked 165 mm



COMENDA B325

COMENDA 660211

**3055045 GLASS RACK 500x500x230 mm m**  
 for 36 glasses ø 74 mm  
 in plastic  
 glass height max 200 mm  
 useful internal height when stacked 165 mm



COMENDA B336

COMENDA 660215



Suitable for:

# COMENDA



**3055038 GLASS RACK 500x500x275 mm**  
for 16 glasses ø 110 mm  
in plastic  
glass height max 250 mm  
useful internal height when stacked 215 mm



COMENDA B416

COMENDA 660512

**3055042 GLASS RACK 500x500x275 mm**  
for 25 glasses ø 85 mm  
in plastic  
glass height max 250 mm  
useful internal height when stacked 215 mm



COMENDA B425

COMENDA 660212

**3055046 GLASS RACK 500x500x275 mm**  
for 36 glasses ø 74 mm  
in plastic  
glass height max 250 mm  
useful internal height when stacked 215 mm



COMENDA B436

COMENDA 660216

**3055047 PLATE RACK 500x500x100 mm**  
for 12 SOUP PLATES  
for 18 DINNER PLATES  
in plastic



COMENDA P16

COMENDA 660312

**3055060 SAUCER RACK 350x100x72 mm**  
made of plasticized wire - for 17 saucers  
for rack ø 380 mm  
for rack 400x400 mm



COMENDA 520621

**3055056 TRAY RACK 500x500x105 mm**  
for 7 TRAYS without insert  
in plastic  
tray length max 535 mm



COMENDA CPV

COMENDA 660410

**3055057 TRAY RACK 500x500x105 mm**  
for 10 TRAYS with plastic covered insert  
in plastic  
tray length max 535 mm



COMENDA CVA

COMENDA 660403

**3055729 TRAY RACK 500x500x105 mm**  
for 7 TRAYS with plastic coated insert  
made of plastic  
tray max. length 535 mm



COMENDA 660413

## Watertight seals and rings

**9014136 OIL SEAL 40x25x7 mm**



COMENDA 440409

**9186057 RETAINER SPRING RING 35x20x7 mm**






















COMENDA 440407

The data herewith contained may change without notice and LF SpA cannot be held responsible for possible errors stated or resulting by the use of this document. All rights reserved. No part of this publication may be reproduced without written permission by LF SpA.



## Distributing Components, Spare Parts & Accessories in original quality worldwide

- 
-  **LF SpA HEADQUARTERS**  
via Voltri, 80 - 47522 Cesena (FC) ITALY  
Tel. +39 0547 34 11 11 - Fax +39 0547 34 11 10  
[www.lfircambi724.it](http://www.lfircambi724.it) - [www.lfircambi724.mobi](http://www.lfircambi724.mobi)  
[info@lfircambi.it](mailto:info@lfircambi.it)  
Export Dept.: Tel. +39 0547 34 11 50 - Fax: +39 0547 34 11 55  
[www.lfspareparts724.com](http://www.lfspareparts724.com) - [www.lfspareparts724.mobi](http://www.lfspareparts724.mobi)  
[export@lfspareparts.com](mailto:export@lfspareparts.com)
-  **LF SpA HOUSEHOLD COMPONENTS DIVISION**  
Via Padriciano, 34149 Trieste - Italia - AREA Science Park  
Tel. +39 0547 34 12 42 - Fax +39 0547 34 12 48  
[www.lfspareparts724.com](http://www.lfspareparts724.com) - [www.lfspareparts724.mobi](http://www.lfspareparts724.mobi)  
[info@lfspareparts.com](mailto:info@lfspareparts.com)
-  **EPGC Sas FRANCE**  
13, Rue des Forts - 59960 Neuville en Ferrain  
Tel. +33 (0)3 20 25 06 21  
Fax +33 (0)3 20 25 34 12  
[www.epgc.com](http://www.epgc.com)  
[www.epgc724.mobi](http://www.epgc724.mobi)  
[epgc@epgc.com](mailto:epgc@epgc.com)
-  **LF GmbH GERMANY**  
Junkersstrasse, 3 - D-82178 Puchheim - München  
Tel. +49 89 89 45 78 66  
Fax +49 89 89 45 78 88  
[www.lfersatzteile724.de](http://www.lfersatzteile724.de)  
[www.lfersatzteile724.mobi](http://www.lfersatzteile724.mobi)  
[info@lfersatzteile.de](mailto:info@lfersatzteile.de)
-  **LF China REPUBLIC OF CHINA**  
Room 403, No.2, Huadu Mansion, Lane 422, Huanghua Rd.  
Minhang Dist. - 201103 Shanghai  
Tel. +86 (0)21 33 53 66 31  
Fax +86 (0)21 33 53 66 32  
[www.lfspareparts724.com](http://www.lfspareparts724.com)  
[www.lfspareparts724.mobi](http://www.lfspareparts724.mobi)  
[china@lfspareparts.com](mailto:china@lfspareparts.com)
-  **OOO LF RUSSIAN FEDERATION**  
Ul. Anatoliya Zhivova, 8 - office 1 - 123100 Moscow  
Tel./Fax +7 495 725 26 53  
[www.lfspareparts724.ru](http://www.lfspareparts724.ru)  
[www.lfspareparts724.mobi](http://www.lfspareparts724.mobi)  
[info@lfspareparts.ru](mailto:info@lfspareparts.ru)
-  **LF Repuestos Horeca S.L.U. SPAIN**  
Poligono Industrial Carpetania - C/Miguel Faraday, 8 - 28906 Getafe  
Tel. +34 91 477 91 00  
Fax +34 91 477 90 81  
[www.lfrepuestos-horeca724.es](http://www.lfrepuestos-horeca724.es)  
[www.lfrepuestos724.mobi](http://www.lfrepuestos724.mobi)  
[info@lfrepuestos.es](mailto:info@lfrepuestos.es)
-  **LF SpA Cesena (IT) Swiss Branch Steinhausen SWITZERLAND**  
Sennweidstrasse, 45 - CH-6312 Steinhausen  
Tel. +41 (0)41 760 15 80-1  
Fax +41 (0)41 760 15 85  
[www.lfersatzteile724.ch](http://www.lfersatzteile724.ch)  
[www.lfersatzteilech724.mobi](http://www.lfersatzteilech724.mobi)  
[info@lfersatzteile.ch](mailto:info@lfersatzteile.ch)
-  **LF Spare Parts Ltd. UNITED KINGDOM**  
A10a Lakeside Business Park, Broadway Lane  
South Cerney, Gloucestershire GL7 5XL  
Tel. +44 (0)1285 86 16 25  
Fax +44 (0)1285 86 39 49  
[www.lfspareparts724.co.uk](http://www.lfspareparts724.co.uk)  
[www.lfspareparts724.mobi](http://www.lfspareparts724.mobi)  
[info@lfspareparts.co.uk](mailto:info@lfspareparts.co.uk)
- 
-  **AUSTRALIA AND NEW ZEALAND**  
[www.lfspareparts724.com](http://www.lfspareparts724.com)  
[andrea.calvio@lfspareparts.com](mailto:andrea.calvio@lfspareparts.com)
-  **AUSTRIA**  
[www.lfersatzteile724.at](http://www.lfersatzteile724.at)  
[info@lfersatzteile.at](mailto:info@lfersatzteile.at)
-  **BALKAN COUNTRIES**  
[www.lfspareparts724.com](http://www.lfspareparts724.com)  
[matijaramov@lfspareparts.com](mailto:matijaramov@lfspareparts.com)
-  **BALTIC COUNTRIES**  
[www.lfspareparts724.com](http://www.lfspareparts724.com)  
[inara.silina@lfspareparts.com](mailto:inara.silina@lfspareparts.com)
-  **CENTRAL AND EASTERN EUROPE**  
[www.lfspareparts724.cz](http://www.lfspareparts724.cz)  
[jiri.kremla@lfspareparts.cz](mailto:jiri.kremla@lfspareparts.cz)
-  **DENMARK**  
[www.lfspareparts724.dk](http://www.lfspareparts724.dk)  
[michael.leth@lfspareparts.com](mailto:michael.leth@lfspareparts.com)
-  **JAPAN**  
[www.lfspareparts724.jp](http://www.lfspareparts724.jp)  
[hiroshi.ukai@lfspareparts.jp](mailto:hiroshi.ukai@lfspareparts.jp)
-  **SOUTH KOREA**  
[www.lfspareparts724.com](http://www.lfspareparts724.com)  
[fabio.doni@lfspareparts.com](mailto:fabio.doni@lfspareparts.com)
-  **TURKEY**  
[www.lfyedekparca724.com](http://www.lfyedekparca724.com)  
[basar.ergun@lfyedekparca.com](mailto:basar.ergun@lfyedekparca.com)
-  **USA AND CANADA**  
[www.lfspareparts724.us](http://www.lfspareparts724.us)  
[sauro.dallaglio@lfspareparts.us](mailto:sauro.dallaglio@lfspareparts.us)  
[howard.truitt@lfspareparts.us](mailto:howard.truitt@lfspareparts.us)